



23rd NAVAJO NATION COUNCIL LEGISLATION SPONSORSHIP WITHDRAWAL

I, SETH DAMON, Primary
Sponsor of proposed legislation hereby withdraw my
sponsorship of the proposed legislation. The legislation
tracking number is 0134-18.

If there are any co-sponsors, they may re-sponsor the same
bill by beginning a new legislation.

SPONSOR SIGNATURE:

DATE:

Seth Damon
June 12, 2018

LEGISLATIVE SUMMARY SHEET

Tracking No. 0134-18

DATE: April 17, 2018

TITLE OF RESOLUTION: AN ACTION RELATING TO AN EMERGENCY OF THE NAVAJO NATION; APPROVING A DISTRIBUTION OF THE INCOME FROM THE NAVAJO NATION VETERANS TRUST FUND IN THE AMOUNT OF ONE MILLION, NINETY-FOUR THOUSAND, SEVEN HUNDRED EIGHTY FOUR DOLLARS (\$1,094,784) TO THE FIVE VETERANS AGENCY ORGANIZATIONS, BUSINESS UNITS 103016-103020

PURPOSE: The purpose of this resolution is to authorize a distribution from the Veterans Trust fund to provide financial assistance to Navajo veterans.

This written summary does not address recommended amendments as may be provided by the standing committees. The Office of Legislative Counsel requests each Council Delegate to review each proposed resolution in detail.

PROPOSED NAVAJO NATION COUNCIL RESOLUTION

23rd NAVAJO NATION COUNCIL – Fourth Year, 2018

INTRODUCED BY

(Prime Sponsor)

TRACKING NO. 0134-18

AN ACTION

RELATING TO AN EMERGENCY OF THE NAVAJO NATION; APPROVING A
DISTRIBUTION OF THE INCOME FROM THE NAVAJO NATION VETERANS
TRUST FUND IN THE AMOUNT OF ONE MILLION, NINETY-FOUR THOUSAND,
SEVEN HUNDRED EIGHTY FOUR DOLLARS (\$1,094,784) TO THE FIVE VETERANS
AGENCY ORGANIZATIONS, BUSINESS UNITS 103016-103020

BE IT ENACTED:

Section One. Authority

- A. The Navajo Nation Code provides, “[m]atters constituting an emergency shall be limited to the cessation of law enforcement services, and disaster relief services, fire protection services or other direct services required as an entitlement under Navajo Nation or federal law, or which directly threaten the sovereignty of the Navajo Nation.” 2 N.N.C. § 164(A)(16).
- B. This legislation is offered as an emergency legislation due to the significant impact on individual veterans due to a loss in direct services.

1 **Section Two. Findings**

2 A. This is a disbursement of funds from the Trust Fund income of the Navajo Nation
3 Veterans Trust Fund, codified in 12 NNC §§ 1171-1178. The disbursement amounts are
4 detailed in **Exhibit A**.

5 B. This distribution will be made in accordance with the 50/50 formula described in 12
6 N.N.C. § 820(O).

7 C. The definition of Trust Fund income in the Navajo Nation Veteran's Trust Fund is to
8 "consist of all earnings (interest, dividends, and other such related earnings) generated by
9 the principal and interests of the Fund, as well as annual set-asides by the Navajo Nation
10 Council as noted in Section 1171 of the subchapter." 12 N.N.C. § 1175, as amended by
11 Navajo Nation Council Resolution, CO-63-17. See also Navajo Nation Council
12 Resolution CD-74-17, overriding the Navajo Nation President's veto of Resolution CO-
13 63-17.

14 D. The Navajo Nation Code provides for the expenditure from the Veterans Trust Fund as
15 follows:

16 Seventy-five percent (75%) of the total income earned, plus the current
17 projected set aside of the Fund, will be used as supplemental funding for
18 programs and services to benefit veterans, as noted under § 1172 on an
19 annual basis, excluding two percent (2%) which shall be for the exclusive
20 use of the Veterans Housing Program in accordance with 12 N.N.C. §
21 1171 (A) and Navajo Nation Council Resolution CS-56-17. The income
22 earned at the end of the previous audited fiscal year plus the current fiscal
23 year projected set aside will be used to determine the allowable
24 expenditure (i.e. budget purposes).

25 12 N.N.C. § 1176(A), as amended by Navajo Nation Council Resolution CJA-02-18.

26 E. The aim of Council Resolution CO-63-17, CD-74-17, and CJA-02-18 was to allow for
27 additional fund to be distributed to offset the expenses faced by individual veterans.
28 **Exhibits B and C** show the additional funds available for distribution to veterans as a
29 result of Council Resolutions CO-63-17, CD-74-17, and CJA-02-18.
30

1 F. **Exhibit C** shows Resolutions CD-74-17 and CJA-02-18 provided additional funds of
2 \$7,544,298. Of this total, seventy-five percent (75%) will available to the Veterans for
3 distribution. The remaining twenty-five percent (25%) will be reinvested.

4 G. The seventy five percent (75%) available for distribution is broken down further, with
5 ninety-five percent (95%) available to go directly to veterans and five percent (5%) to be
6 used for administrative fees. See **Exhibit B**.

7 H. Since the Council amended the relevant sections of the Navajo Nation Code after the start
8 of Fiscal Year 2018, and in order to allow for additional reinvestment of the funds, the
9 disbursement is limited to \$1,094,784 at this time.

10
11 **Section Three. Approval**

12 A. The Navajo Nation Council approves a disbursement of \$1,094,784 to the Navajo
13 Nation Veterans Agencies for the 110 Chapters of the Navajo Nation using the 50/50
14 formula detailed in 12 N.N.C. § 820(O) in accordance with **Exhibit A**.





THE NAVAJO NATION
PROGRAM BUDGET SUMMARY

FY'2018

PART I. Business Unit No.: 103016-103020		Program Title: Navajo Nation Veterans Administration		Division/Branch: Executive	
Prepared By: Hon. Seth Damon		ah No.: (928) 871-6380		Email Address: sdamon@navajo-nsn.gov	
PART II. FUNDING SOURCE(S)	Fiscal Year Term	Amount	% of Total	PART III. BUDGET SUMMARY	
Veterans Fiduciary Funds	10/1/17 to 09/30/18	\$ 1,094,784.00	100%	Fund Type Code	(A) NNC Approved Original Budget
					(B) Proposed Budget
					(C) Difference (Column B + A)
				2001 Personnel Expenses	0
				3000 Travel Expenses	0
				3500 Meeting Expenses	0
				4000 Supplies	0
				5000 Lease and Rental	0
				5500 Communications and Utilities	0
				6000 Repairs and Maintenance	0
				6500 Contractual Services	0
				7000 Special Transactions	0
				8000 Public Assistance	1 \$ 4,280,528.00 \$ 1,094,784.00 \$ 5,375,312.00
				9000 Capital Outlay	0
				9500 Matching Funds	0
				9500 Indirect Cost	0
				TOTAL	\$ 4,280,528.00 \$ 1,094,784.00 \$ 5,375,312.00
				PART IV. POSITIONS AND VEHICLES	
				(D)	(E)
				Total # of Positions Budgeted:	0
				Total # of Permanently Assigned Vehicles:	0
				TOTAL:	\$ 1,094,784.00 100%
PART V. I HEREBY ACKNOWLEDGE THAT THE INFORMATION CONTAINED IN THIS BUDGET PACKAGE IS COMPLETE AND ACCURATE.					
SUBMITTED BY: Program Manager's Printed Name		Hon. Seth Damon		SUBMITTED BY: Division Director/Branch Chief's Printed Name	
SUBMITTED BY: Program Manager's Signature and Date		[Signature] 4/18/2018		SUBMITTED BY: Division Director/Branch Chief's Signature and Date	
				[Signature]	

**THE NAVAJO NATION
PROGRAM PERFORMANCE CRITERIA**

PART I. PROGRAM INFORMATION:											
Business Unit No.:	103016-103020	Program Name/Title:	Navajo Nation Veterans Administration								
PART II. PLAN OF OPERATION REFERENCE/LEGISLATED PROGRAM PURPOSE:											
CJA-3-16: The Navajo Nation Veterans Act is enacted to establish an executive administration that effectively and efficiently provides outreach, services and benefits to veterans.											
PART III. PROGRAM PERFORMANCE CRITERIA:											
1. Program Performance Area: To assist Navajo Nation Chapter registered veterans who served honorably.		1st QTR		2nd QTR		3rd QTR		4th QTR			
		Goal	Actual	Goal	Actual	Goal	Actual	Goal	Actual	Goal	Actual
Goal Statement: Assist veterans at local level with emergency assistance funds, etc. burial, energy, weatherization, etc.											
2. Program Performance Area: Navajo Nation Veterans with medical conditions, will be able to be provided funds for medical related expenses											
Goal Statement: Veterans will be able to take care of their medical appointments with funding provided.											
3. Program Performance Area: Navajo Nation Veterans will be provided emergency funds.											
Goal Statement: Funds will be provided to assist qualified veterans with every day expenses based on needs.											
4. Program Performance Area:											
Goal Statement:											
5. Program Performance Area:											
Goal Statement:											
PART IV. I HEREBY ACKNOWLEDGE THAT THE ABOVE INFORMATION HAS BEEN THOROUGHLY REVIEWED.											
Program Manager's Signature and Date  Hon. Seth Damon						Division Director/Branch Chief's Signature and Date  Hon. LoRenzo C. Bates, NNC Speaker Division Director/Branch Chief's Printed Name					

THE NAVAJO NATION
DETAILED BUDGET AND JUSTIFICATION

FY'2018

PART I. PROGRAM INFORMATION:		Navajo Nation Veterans Administration		Business Unit No.: 103016-103020																				
Program Name/Title:																								
PART II. DETAILED BUDGET:																								
(A)	(B)				(C)	(D)																		
Object Code (LOD 6)	Object Code Description and Justification				Total by DETAILED Object Code	Total by MAJOR Object Code																		
8020	<p>8000 ASSISTANCE</p> <p>SOCIAL</p> <p>The \$1,094,784.00 will be distributed using the 50/50 formula to the Navajo Nation Veterans Agencies for the respective 110 Navajo Nation Chapters. Funds provided for financial assistance to eligible veterans from each chapter. The funds will be used for infrastructure for water, sewer, powerline hook-ups to veteran housing and for heating purposes for eligible veterans. The chapters have Veterans Organization Plans, which they can refer to for these assistance requests.</p> <p>FUNDS WILL NOT BE USED FOR ANY OTHER PURPOSES!!!!</p> <p>8055: Burial Assistance</p> <p>8060: Emergency Assistance</p> <p>8065: Energy Assistance</p> <p>8070: Weatherization Assistance</p> <p>8095: Other Public Assistance</p>				\$ 1,094,784.00	\$ 1,094,784.00																		
	<table border="0"> <tr> <td>EASTERN AGENCY</td> <td>Business Unit: 103017</td> <td>\$ 285,752.84</td> </tr> <tr> <td>FT. DEFENCE AGENCY</td> <td>Business Unit: 103018</td> <td>\$ 267,991.82</td> </tr> <tr> <td>NORTHERN AGENCY</td> <td>Business Unit: 103019</td> <td>\$ 206,989.70</td> </tr> <tr> <td>WESTERN AGENCY</td> <td>Business Unit: 103020</td> <td>\$ 188,582.11</td> </tr> <tr> <td>CHINLE AGENCY</td> <td>Business Unit: 103016</td> <td>\$ 145,467.53</td> </tr> <tr> <td colspan="2">TOTAL:</td> <td>\$ 1,094,784.00</td> </tr> </table>				EASTERN AGENCY	Business Unit: 103017	\$ 285,752.84	FT. DEFENCE AGENCY	Business Unit: 103018	\$ 267,991.82	NORTHERN AGENCY	Business Unit: 103019	\$ 206,989.70	WESTERN AGENCY	Business Unit: 103020	\$ 188,582.11	CHINLE AGENCY	Business Unit: 103016	\$ 145,467.53	TOTAL:		\$ 1,094,784.00	\$ 1,094,784.00	\$ 1,094,784.00
EASTERN AGENCY	Business Unit: 103017	\$ 285,752.84																						
FT. DEFENCE AGENCY	Business Unit: 103018	\$ 267,991.82																						
NORTHERN AGENCY	Business Unit: 103019	\$ 206,989.70																						
WESTERN AGENCY	Business Unit: 103020	\$ 188,582.11																						
CHINLE AGENCY	Business Unit: 103016	\$ 145,467.53																						
TOTAL:		\$ 1,094,784.00																						
TOTAL					\$ 1,094,784.00	\$ 1,094,784.00																		

E A S T E R N

Program Number	Chapters	# of Registered Voters as of 04/17/18	% of Registered Voters	Equal Distribution 50%	Registered Voters 50%	Total Appropriation
1	Alamo	874	0.042290	\$ 4,976.29	\$ 5,560.57	\$ 10,536.86
2	Baca/Prewitt	784	0.037935	\$ 4,976.29	\$ 4,987.97	\$ 9,964.26
3	Becenti	509	0.024629	\$ 4,976.29	\$ 3,238.37	\$ 8,214.66
4	Baahaali/Breadsprings	609	0.029467	\$ 4,976.29	\$ 3,874.59	\$ 8,850.88
5	Casamero Lake	390	0.018871	\$ 4,976.29	\$ 2,481.26	\$ 7,457.55
6	Chichiltah	1,029	0.049790	\$ 4,976.29	\$ 6,546.72	\$ 11,523.01
7	Church Rock	1,389	0.067209	\$ 4,976.29	\$ 8,837.11	\$ 13,813.40
8	Counselor	435	0.021048	\$ 4,976.29	\$ 2,767.56	\$ 7,743.85
9	Crownpoint	770	0.037257	\$ 4,976.29	\$ 4,898.90	\$ 9,875.19
10	Huerfano	1,104	0.053418	\$ 4,976.29	\$ 7,023.88	\$ 12,000.17
11	Iyanbito	576	0.027871	\$ 4,976.29	\$ 3,664.63	\$ 8,640.92
12	Lake Valley	230	0.011129	\$ 4,976.30	\$ 1,463.31	\$ 6,439.61
13	Littlewater	498	0.024096	\$ 4,976.29	\$ 3,168.38	\$ 8,144.67
14	Manuelito	542	0.026225	\$ 4,976.29	\$ 3,448.32	\$ 8,424.61
15	Mariano Lake	588	0.028451	\$ 4,976.29	\$ 3,740.98	\$ 8,717.27
16	Nageezi	749	0.036241	\$ 4,976.29	\$ 4,765.30	\$ 9,741.59
17	Nahodishgish	365	0.017661	\$ 4,976.29	\$ 2,322.21	\$ 7,298.50
18	Ojo Encino	414	0.020032	\$ 4,976.29	\$ 2,633.96	\$ 7,610.25
19	Pinedale	798	0.038612	\$ 4,976.29	\$ 5,077.04	\$ 10,053.33
20	Pueblo Pintado	337	0.016306	\$ 4,976.29	\$ 2,144.07	\$ 7,120.36
21	Ramah	966	0.046741	\$ 4,976.29	\$ 6,145.90	\$ 11,122.19
22	Red Rock	1,162	0.056225	\$ 4,976.29	\$ 7,392.89	\$ 12,369.18
23	Rock Springs	860	0.041612	\$ 4,976.29	\$ 5,471.50	\$ 10,447.79
24	Smith Lake	453	0.021919	\$ 4,976.29	\$ 2,882.08	\$ 7,858.37
25	Standing Rock	535	0.025887	\$ 4,976.29	\$ 3,403.78	\$ 8,380.07
26	To'hajilee	683	0.033048	\$ 4,976.29	\$ 4,345.39	\$ 9,321.68
27	Thoreau	950	0.045967	\$ 4,976.29	\$ 6,044.10	\$ 11,020.39
28	Torreón	787	0.038080	\$ 4,976.29	\$ 5,007.06	\$ 9,983.35
29	Tsayatoh	608	0.029419	\$ 4,976.29	\$ 3,868.22	\$ 8,844.51
30	Whitehorse Lake	401	0.019403	\$ 4,976.29	\$ 2,551.25	\$ 7,527.54
31	Whiterock	272	0.013161	\$ 4,976.30	\$ 1,730.52	\$ 6,706.82
	Subtotals:	20,667	0.240208	\$ 154,265.01	\$ 131,487.83	\$ 285,752.84

F O R T D E F I A N C E

Program Number	Chapters	# of Registered Voters as of 04/17/18	% of Registered Voters	Equal Distribution 50%	Registered Voters 50%	Total Appropriation
32	Cornfields	649	0.030899	\$ 4,976.29	\$ 4,129.08	\$ 9,105.37
33	Coyote Canyon	828	0.039421	\$ 4,976.29	\$ 5,267.91	\$ 10,244.20
34	Crystal	561	0.026709	\$ 4,976.29	\$ 3,569.20	\$ 8,545.49
35	Dillon	764	0.036374	\$ 4,976.29	\$ 4,860.73	\$ 9,837.02
36	Ft. Defiance	1,952	0.092935	\$ 4,976.29	\$ 12,419.04	\$ 17,395.33
37	Ganado	916	0.043611	\$ 4,976.29	\$ 5,827.79	\$ 10,804.08
38	Houck	859	0.040897	\$ 4,976.29	\$ 5,465.14	\$ 10,441.43
39	Indian Wells	623	0.029661	\$ 4,976.29	\$ 3,963.66	\$ 8,939.95
40	Jeddito	563	0.026804	\$ 4,976.29	\$ 3,581.93	\$ 8,558.22
41	Kinlichee	1,010	0.048086	\$ 4,976.29	\$ 6,425.84	\$ 11,402.13
42	Klagetoh	623	0.029661	\$ 4,976.29	\$ 3,963.66	\$ 8,939.95
43	Low Mountain	478	0.022758	\$ 4,976.30	\$ 3,041.14	\$ 8,017.44
44	Greasewood	667	0.031756	\$ 4,976.29	\$ 4,243.60	\$ 9,219.89
45	Lupton	509	0.024233	\$ 4,976.29	\$ 3,238.37	\$ 8,214.66
46	Mexican Springs	645	0.030708	\$ 4,976.29	\$ 4,103.63	\$ 9,079.92
47	Naschitti	903	0.042992	\$ 4,976.29	\$ 5,745.08	\$ 10,721.37
48	Nahata Dził	616	0.029328	\$ 4,976.29	\$ 3,919.12	\$ 8,895.41
49	Oak Springs	485	0.023091	\$ 4,976.30	\$ 3,085.67	\$ 8,061.97
50	Red Lake	492	0.023424	\$ 4,976.29	\$ 3,130.21	\$ 8,106.50
51	Sawmill	695	0.033089	\$ 4,976.29	\$ 4,421.74	\$ 9,398.03
52	St. Michaels	1,595	0.075938	\$ 4,976.29	\$ 10,147.73	\$ 15,124.02
53	Steamboat	782	0.037231	\$ 4,976.29	\$ 4,975.25	\$ 9,951.54
54	Teesto	606	0.028852	\$ 4,976.29	\$ 3,855.50	\$ 8,831.79
55	Tohatchi	917	0.043658	\$ 4,976.29	\$ 5,834.15	\$ 10,810.44
56	Bahastlaa (Twin Lakes)	1,048	0.049895	\$ 4,976.29	\$ 6,667.60	\$ 11,643.89
57	Whitecone	590	0.028090	\$ 4,976.29	\$ 3,753.71	\$ 8,730.00
58	Wide Ruins	628	0.029899	\$ 4,976.29	\$ 3,995.47	\$ 8,971.76
	Subtotals	21,004	0.244125	\$ 134,359.85	\$ 133,631.97	\$ 267,991.82



 J. Begaye

 4/17/2018

N O R T H E R N

Program Number	Chapters	# of Registered Voters as of 04/17/18	% of Registered Voters	Equal Distribution 50%	Registered Voters 50%	Total Appropriation
59	Aneth	1,130	0.06900	\$ 4,976.29	\$ 7,189.28	\$ 12,165.57
60	Beclabito	457	0.027056	\$ 4,976.29	\$ 2,907.52	\$ 7,883.81
61	Tse Daa Kaan (Hogback)	891	0.052750	\$ 4,976.29	\$ 5,668.72	\$ 10,645.01
62	Cove	398	0.023563	\$ 4,976.30	\$ 2,532.15	\$ 7,508.45
63	Gadii Ahi	433	0.025635	\$ 4,976.29	\$ 2,754.83	\$ 7,731.12
64	Tiistoh Sikaad (Burnham)	420	0.024865	\$ 4,976.29	\$ 2,672.12	\$ 7,648.41
65	Mexican Water	440	0.026049	\$ 4,976.29	\$ 2,799.37	\$ 7,775.66
66	Nenahnezad	906	0.053638	\$ 4,976.29	\$ 5,764.15	\$ 10,740.44
67	Newcomb	444	0.026286	\$ 4,976.29	\$ 2,824.82	\$ 7,801.11
68	Red Mesa	857	0.050737	\$ 4,976.29	\$ 5,452.40	\$ 10,428.69
69	Red Valley	820	0.048547	\$ 4,976.29	\$ 5,217.00	\$ 10,193.29
70	Rock Point	876	0.051862	\$ 4,976.29	\$ 5,573.29	\$ 10,549.58
71	Tse Alnaozl ii (Sanostee)	1,190	0.070452	\$ 4,976.29	\$ 7,571.02	\$ 12,547.31
72	San Juan	362	0.021432	\$ 4,976.30	\$ 2,303.12	\$ 7,279.42
73	Sheep Springs	500	0.029602	\$ 4,976.29	\$ 3,181.10	\$ 8,157.39
74	Shiprock	3,409	0.201823	\$ 4,976.29	\$ 21,688.73	\$ 26,665.02
75	Tolikan (Sweetwater)	641	0.037949	\$ 4,976.29	\$ 4,078.17	\$ 9,054.46
76	TeeNosPos	755	0.044698	\$ 4,976.29	\$ 4,803.46	\$ 9,779.75
77	Toadlena/Two Grey Hills	619	0.036647	\$ 4,976.29	\$ 3,938.20	\$ 8,914.49
78	Upper Fruitland	1,343	0.079510	\$ 4,976.29	\$ 8,544.43	\$ 13,520.72
	Subtotals:	16,891	0.196320	\$ 99,525.82	\$ 107,463.88	\$ 206,989.70

W E S T E R N

Program Number	Chapters	# of Registered Voters as of 04/17/18	% of Registered Voters	Equal Distribution 50%	Registered Voters 50%	Total Appropriation
79	Birdsprings	491	0.031551	\$ 4,976.30	\$ 3,123.85	\$ 8,100.15
80	Bodaway/Gap	855	0.054942	\$ 4,976.29	\$ 5,439.70	\$ 10,415.99
81	Cameron	679	0.043632	\$ 4,976.29	\$ 4,319.95	\$ 9,296.24
82	Chilchinbeto	608	0.039070	\$ 4,976.29	\$ 3,868.23	\$ 8,844.52
83	Coalmine Canyon	567	0.036435	\$ 4,976.29	\$ 3,607.38	\$ 8,583.67
84	Coppermine	596	0.038298	\$ 4,976.29	\$ 3,791.88	\$ 8,768.17
85	Dennehotso	765	0.049158	\$ 4,976.29	\$ 4,867.10	\$ 9,843.39
86	Tsah Bii Kin (Inscription House)	562	0.036114	\$ 4,976.29	\$ 3,575.57	\$ 8,551.86
87	Kaibeto	831	0.053399	\$ 4,976.29	\$ 5,287.00	\$ 10,263.29
88	Kayenta	1,639	0.105321	\$ 4,976.29	\$ 10,427.68	\$ 15,403.97
89	LeChee	686	0.044082	\$ 4,976.29	\$ 4,364.48	\$ 9,340.77
90	Leupp	930	0.059761	\$ 4,976.29	\$ 5,916.86	\$ 10,893.15
91	Navajo Mountain	508	0.032644	\$ 4,976.29	\$ 3,232.01	\$ 8,208.30
92	Ojijato	1,151	0.073962	\$ 4,976.29	\$ 7,322.92	\$ 12,299.21
93	Shonto	968	0.062203	\$ 4,976.29	\$ 6,158.63	\$ 11,134.92
94	Tolani Lake	416	0.026732	\$ 4,976.30	\$ 2,646.68	\$ 7,622.98
95	Tonalea	1,045	0.067151	\$ 4,976.29	\$ 6,648.52	\$ 11,624.81
96	Toh Nanees Dizi	2,265	0.145547	\$ 4,976.29	\$ 14,410.43	\$ 19,386.72
	Subtotals:	15,562	0.180874	\$ 89,573.24	\$ 99,008.87	\$ 188,582.11

C H I N L E

Program Number	Chapters	# of Registered Voters as of 04/17/18	% of Registered Voters	Equal Distribution 50%	Registered Voters 50%	Total Appropriation
97	Black Mesa	374	0.031392	\$ 4,976.30	\$ 2,379.47	\$ 7,355.77
98	Chinle	2,562	0.215041	\$ 4,976.29	\$ 16,300.00	\$ 21,276.29
99	Forest Lake	384	0.032231	\$ 4,976.30	\$ 2,443.09	\$ 7,419.39
100	Hardrock	577	0.048430	\$ 4,976.29	\$ 3,671.00	\$ 8,647.29
101	Lukachukai	851	0.071429	\$ 4,976.29	\$ 5,414.25	\$ 10,390.54
102	Many Farms	1,060	0.088971	\$ 4,976.29	\$ 6,743.95	\$ 11,720.24
103	Nazlini	685	0.057495	\$ 4,976.29	\$ 4,358.12	\$ 9,334.41
104	Pinon	1,188	0.099715	\$ 4,976.29	\$ 7,558.31	\$ 12,534.60
105	Tse Chizhi (Rough Rock)	534	0.044821	\$ 4,976.29	\$ 3,397.42	\$ 8,373.71
106	Round Rock	633	0.053131	\$ 4,976.29	\$ 4,027.28	\$ 9,003.57
107	Tachee/Blue Gap	641	0.053802	\$ 4,976.29	\$ 4,078.18	\$ 9,054.47
108	Tsaile/Wheatfields	922	0.077388	\$ 4,976.29	\$ 5,865.96	\$ 10,842.25
109	Tselani/Cottonwood	918	0.077052	\$ 4,976.29	\$ 5,840.51	\$ 10,816.80
110	Whippoorwill	585	0.049102	\$ 4,976.29	\$ 3,721.90	\$ 8,698.19
	Subtotals:	11,914	0.138474	\$ 69,668.08	\$ 75,799.45	\$ 145,467.53

Grand Total: 86,038 1.000000 \$ 547,392.00 \$ 547,392.00 \$ 1,094,784.00

TOTAL OF FUNDING REQUEST: \$ 1,094,784.00

The Navajo Nation Election System
Summary Report
Total Registered Voters for
Chinle Agency

Precinct	Chapter	Voter Count
District 04		
012	HARDROCK	577
013	FOREST LAKE	384
014	PINON	1,188
015	TACHEE/BLUE GAP	641
106	BLACK MESA	374
107	WHIPPOORWILL	585
Total Voters in District 04:		3,749
District 10		
032	CHINLE	2,562
033	MANY FARMS	1,060
034	NAZLINI	685
035	TSELANI/COTTONWOOD	918
100	TSE CHIZHI	534
Total Voters in District 10:		5,759
District 11		
036	LUKACHUKAI	851
037	ROUND ROCK	633
038	TSAILE/WHEATFIELDS	922
Total Voters in District 11:		2,406
Total Voters in Chinle:		11,914

The Navajo Nation Election System
Summary Report
Total Registered Voters for
Eastern Agency

Precinct	Chapter	Voter Count	
District 15			
053	BECENTI		509
054	LAKE VALLEY		230
055	LITTLEWATER		498
056	NAHODISHGISH		365
057	PUEBLO PINTADO		337
058	STANDING ROCK		535
059	TORREON		787
060	WHITEHORSE LAKE		401
061	WHITEROCK		272
064	CASAMERO LAKE		390
097	CROWNPOINT		770
Total Voters in District 15:		5,094	
District 16			
062	BACA/PREWITT		784
063	BAAHAALI		609
065	CHICHILTAH	1,029	
066	CHURCHROCK	1,389	
067	IYANBITO		576
068	MANUELITO		542
069	MARIANO LAKE		588
070	PINEDALE		798
071	RED ROCK	1,162	
072	ROCK SPRINGS		860
073	SMITH LAKE		453
074	THOREAU		950
075	TSAYATOH		608
Total Voters in District 16:		10,348	
District 19			
091	HUERFANO	1,104	
092	NAGEEZI		749
093	OJO ENCINO		414
102	COUNSELOR		435
Total Voters in District 19:		2,702	
District 21			
095	TOHAJIILEE		683
Total Voters in District 21:		683	
District 22			
096	ALAMO		874
Total Voters in District 22:		874	
District 23			
094	RAMAH		966
Total Voters in District 23:		966	
Total Voters in Eastern:		20,667	

The Navajo Nation Election System
Summary Report
Total Registered Voters for
Fort Defiance Agency

Precinct	Chapter	Voter Count	
District 07			
019	DILCON		764
020	INDIAN WELLS		623
021	JEDDITO		563
022	TEESTO		606
023	WHITECONE		590
098	LOW MOUNTAIN		478
Total Voters in District 07:		3,624	
District 14			
048	COYOTE CANYON		828
049	MEXICAN SPRINGS		645
050	NASCHITTI		903
051	TOHATCHI		917
052	BAHASTL A A		1,048
Total Voters in District 14:		4,341	
District 17			
076	CORNFIELDS		649
077	GANADO		916
078	GREASEWOOD		667
079	KINLICHEE		1,010
080	KLGETOH		623
081	STEAMBOAT		782
082	WIDE RUINS		628
Total Voters in District 17:		5,275	
District 18			
083	CRYSTAL		561
084	FORT DEFIANCE		1,952
085	HOUCK		859
086	OAK SPRINGS		485
087	RED LAKE		492
088	ST. MICHAELS		1,595
089	SAWMILL		695
090	LUPTON		509
105	NAHATA DZIL		616
Total Voters in District 18:		7,764	
Total Voters in Fort Defiance:		21,004	

The Navajo Nation Election System
Summary Report
Total Registered Voters for
Northern Agency

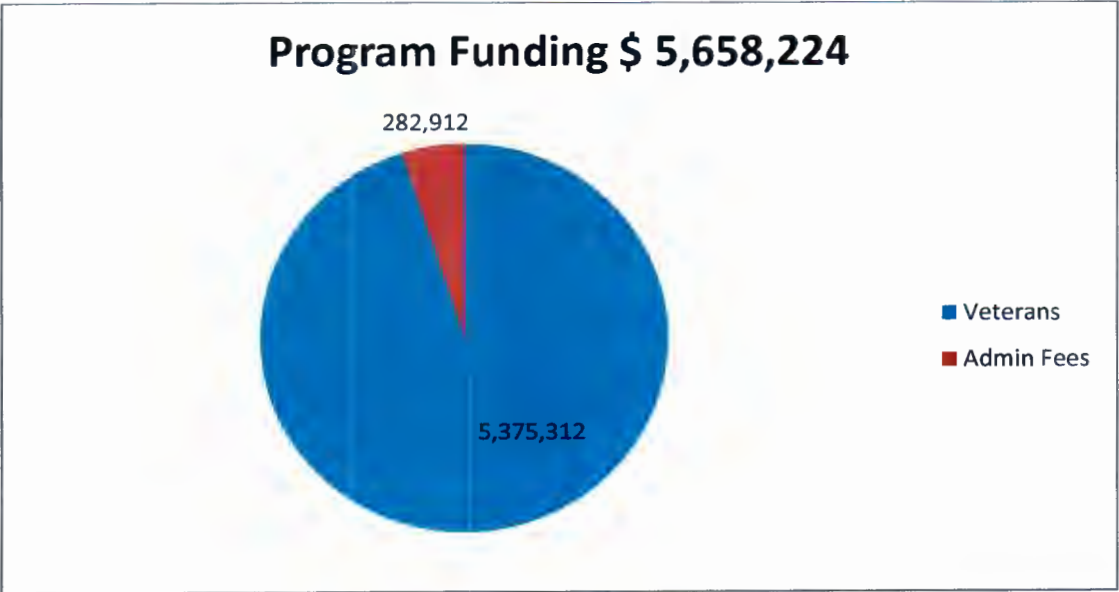
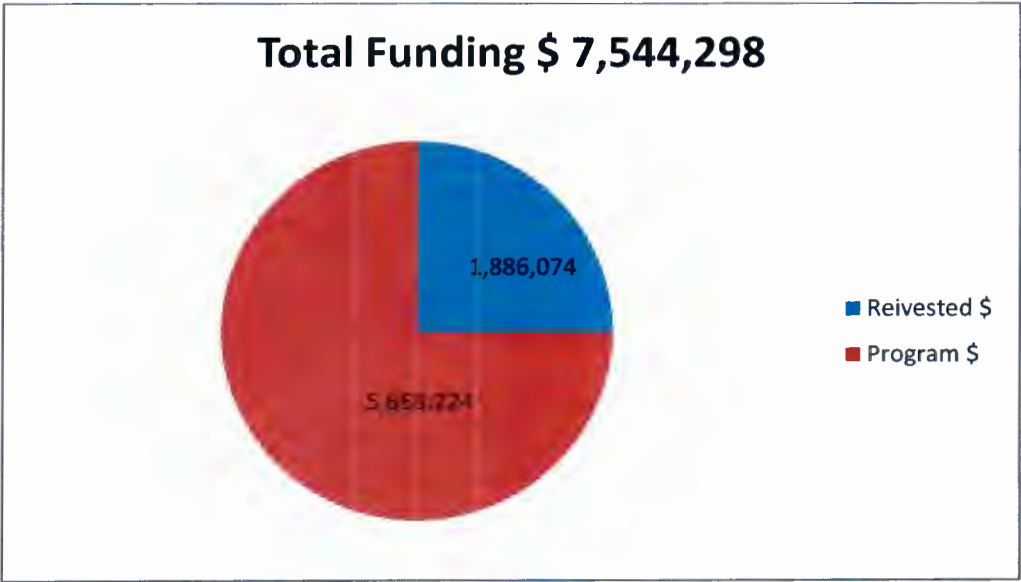
Precinct	Chapter	Voter Count	
District 09			
028	MEXICAN WATER		440
029	ROCK POINT		876
030	TO LIKAN		641
031	TEECNOSPOS		755
099	RED MESA		857
Total Voters in District 09:		3,569	
District 12			
039	ANETH		1,130
040	TOADLENA/TWO GREY HILLS		619
041	RED VALLEY		820
042	TSE ALNAOZL II		1,190
043	SHEEPSPRINGS		500
044	SHIPROCK		3,409
101	BECLABITO		457
103	TSE DAA KAA		891
104	GADII AHI		433
108	COVE		398
109	NEWCOMB		444
Total Voters in District 12:		10,291	
District 13			
045	TIISTOH SIKAAD		420
046	NENAHNEZAD		906
047	UPPER FRUITLAND		1,343
110	SAN JUAN		362
Total Voters in District 13:		3,031	
Total Voters in Northern:		16,891	

The Navajo Nation Election System
Summary Report
Total Registered Voters for
Western Agency

Precinct	Chapter	Voter Count	
District 01			
001	COPPERMINE		596
002	KAIBIITO		831
003	LECHEE		686
004	TONALEA		1,045
Total Voters in District 01:		3,158	
District 02			
005	TSAH BII KIN		562
006	NAVAJO MOUNTAIN		508
007	SHONTO		968
Total Voters in District 02:		2,038	
District 03			
008	BODAWAY/GAP		855
009	CAMERON		679
010	COALMINE CANYON		567
011	TO-NANEEES-DIZI		2,265
Total Voters in District 03:		4,366	
District 05			
016	BIRDSPRINGS		491
017	LEUPP		930
018	TOLANI LAKE		416
Total Voters in District 05:		1,837	
District 08			
024	CHILCHINBETO		608
025	DENNEHOTSO		765
026	KAYENTA		1,639
027	OLJATO		1,151
Total Voters in District 08:		4,163	
Total Voters in Western:		15,562	
Total Voters:		86,038	

Override Legislation	\$	7,544,298
75% (Distribution to Veterans)	\$	5,658,224
(95% to Veterans)	\$	5,375,312
(5% to Adm Fees)	\$	282,912
25% (Invested into Income)	\$	1,886,074

The Override Legislation will provide a total of \$7,544,298. Of that amount, 25 % or \$1,886,074, will be reinvested. The remaining 75 %, which totals \$5,658,224, will be divided 95 %, or \$5,375,312, to Veterans programs, and the remaining 5 %, or \$282,912, will be used for administrative fees.



EXHIBIT

tabbles

Veteran's Trust Fund 5080

Trailing 5 yr. Income Statement

	Audited				Unaudited	
	Year-Ended 9/30/12	Year-Ended 9/30/13	Year-Ended 9/30/14	Year-Ended 9/30/15	Year-Ended 9/30/16	Year-Ended 9/30/17
Revenues:						
Direct Investments-Income	235,706	515,592	681,073	448,861	454,070	383,305
Interest	815,658	868,684	797,206	1,562,500	1,203,569	1,506,396
Dividends	585,980	717,150	953,077	913,853	980,631	1,062,422
Realized Gain/Loss	1,995,316	2,900,939	8,385,437	5,290,620	2,998,852	3,392,647
Unrealized Gain/Loss	4,939,685	2,262,292	(2,117,168)	(6,606,583)	3,527,019	6,739,729
Other	232,597			48,514	161,053	144,130
Contributions	12,013,875	12,798,637	8,874,856	5,557,346	5,235,952	4,448,045
Total Revenues	\$ 20,818,817	\$ 20,063,294	\$ 14,574,482	\$ 7,215,112	\$ 14,561,146	\$ 17,676,674
Expenses:						
Management Fees	166,647	178,390	201,223	155,333	187,071	225,291
Other Expense	1,279,160	1,374,992	1,643,575	2,951,319	3,516,553	4,280,528
Total Expenses	\$ 1,445,807	\$ 1,553,381	\$ 1,844,798	\$ 3,106,652	\$ 3,703,624	\$ 4,505,819
Excess Revenues/(Deficit)	19,373,010	18,509,912	12,729,684	4,108,460	10,857,522	13,170,855
Beginning Fund Balance	55,172,589	74,545,599	92,784,607	104,361,488	109,683,771	120,007,082
Ending Fund Balance	\$ 74,545,599	\$ 92,784,607	\$ 105,370,507	\$ 109,683,771	\$ 120,007,082	\$ 126,172,216

Override Legislation \$ 7,544,298

75% (Distribution to Veterans) \$ 5,658,224
(95% to Veterans) \$ 5,375,312
(5% to Adm Fees) \$ 282,912

25% (Invested into Income) \$ 1,886,074



MEMORANDUM

TO: Honorable Seth Damon
23rd Navajo Nation Council

FROM:

Kristen Lowell, Principal Attorney
Office of Legislative Counsel

DATE: April 17, 2018

SUBJECT: **AN ACTION RELATING TO AN EMERGENCY OF THE NAVAJO NATION; APPROVING A DISTRIBUTION OF THE INCOME FROM THE NAVAJO NATION VETERANS TRUST FUND IN THE AMOUNT OF ONE MILLION, NINETY-FOUR THOUSAND, SEVEN HUNDRED EIGHTY FOUR DOLLARS (\$1,094,784) TO THE FIVE VETERANS AGENCY ORGANIZATIONS, BUSINESS UNITS 103016-103020**

As requested, I have prepared the above-referenced proposed resolution and associated legislative summary sheet pursuant to your request for legislative drafting. Based on existing law and review of documents submitted, the resolution as drafted is legally sufficient. As with any action of government however, it can be subject to review by the courts in the event of proper challenge.

Please ensure that this particular resolution request is precisely what you want. You are encouraged to review the proposed resolution to ensure that it is drafted to your satisfaction.

The Office of Legislative Counsel confirms the appropriate standing committee(s) based on the standing committees powers outlined in 2 N.N.C. §§301, 401, 501, 601 and 701. Nevertheless, "the Speaker of the Navajo Nation Council shall introduce [the proposed resolution] into the legislative process by assigning it to the respective oversight committee(s) of the Navajo Nation Council having authority over the matters for proper consideration." 2 N.N.C. §164(A)(5).

If the proposed resolution is unacceptable to you, please contact me at the Office of Legislative Counsel and advise me of the changes you would like made to the proposed resolution.