

LEGISLATION SUMMARY SHEET

TRACKING NO. 0206-21

DATE: October 4, 2021

TITLE OF LEGISLATION: AN ACTION RELATING TO THE BUDGET AND FINANCE COMMITTEE, RESOURCES AND DEVELOPMENT COMMITTEE, NAABIK'IYATI' COMMITTEE, AND THE NAVAJO NATION COUNCIL; APPROVING \$1,838,798 IN SUPPLEMENTAL FUNDNG FROM THE UNRESERVED, UNDESIGNATED FUND BALANCE FOR THE 110 CHAPTERS' EMERGENCY FUND ACCOUNTS

PURPOSE OF THIS LEGISLATION: to approve \$1,838,798 in UUFB funds for the 110 Chapters to bring their Emergency Fund accounts to the \$25,000 amount.

OLC No. 21-343-1

5-DAY BILL HOLD PERIOD: VSILKAWX
Website Posting Time/Date: Oct. 4, 2021 8:35pm
Posting End Date: October 9, 2021
Eligible for Action: October 10, 2021

Budget & Finance Committee
Thence
Resources & Development Committee
Thence
Naabik'íyáti' Committee
Thence
Navajo Nation Council

PROPOSED NAVAJO NATION COUNCIL RESOLUTION

24th NAVAJO NATION COUNCIL – Third Year, 2021

INTRODUCED BY



(Prime Sponsor)

TRACKING NO. 0206-21

AN ACTION

RELATING TO THE BUDGET AND FINANCE COMMITTEE, RESOURCES AND
DEVELOPMENT COMMITTEE, NAABIK'ÍYÁTI' COMMITTEE, AND THE
NAVAJO NATION COUNCIL; APPROVING \$1,838,798 IN SUPPLEMENTAL
FUNDING FROM THE UNRESERVED, UNDESIGNATED FUND BALANCE FOR
THE 110 NAVAJO NATION CHAPTERS' EMERGENCY FUND ACCOUNTS

BE IT ENACTED:

SECTION ONE. AUTHORITY

- A. The Navajo Nation established the Budget and Finance Committee ("BFC") as a Navajo Nation Council standing committee with the authority to recommend to the Navajo Nation Council the management of all funds. 2 N.N.C. §§ 300(A) and 301(B)(2).
- B. The Navajo Nation established the Resources and Development Committee ("RDC") as a Navajo Nation Council standing committee and as such authorized RDC to oversee the Navajo Nation Chapters. 2 N.N.C. §§ 164(A)(9), 500(A), and 501(C)(1).
- C. The Navajo Nation Council established the Naabik'íyáti' Committee as a standing committee that considers proposed legislation requiring final action by the Navajo Nation Council. 2 N.N.C. §164(A)(9).
- D. The Navajo Nation Council is the governing body of the Navajo Nation with the authority to approve supplemental appropriations. 2 N.N.C. §102(A) and 12 N.N.C. §820(L).

SECTION TWO. FINDINGS

- A. The Navajo Nation Council may approve supplemental appropriations at any time during the fiscal year, if and when additional sources of revenues above and beyond the initial or current revenue projections are projected and are also determined to be in excess of the reserve amount required by §820(J). 12 N.N.C. §820(I.).
- B. The Navajo Nation shall budget all recurring operating expenses, including capital maintenance costs, from recurring revenues; and long-term debt shall not be used to pay for recurring operating expenses. 12 N.N.C. §820(I.).
- C. The Navajo Nation “shall restrict non-recurring revenues to budget non-recurring expenditures. In addition, non-recurring revenues will be budgeted only after an examination by the Controller to determine whether or not the revenues are subsidizing an imbalance between recurring revenues and expenditures, and expenditures may be authorized only if a long-term (three-five year) forecast shows that the operating deficit will not continue. Otherwise, non-recurring revenues will be added to the Unreserved, Undesignated Fund balance. This provision may be amended or waived by a two-thirds vote of the full Navajo Nation Council.” 12 N.N.C. §820(I’).
- D. The Controller (“OOC”) is responsible for designating what are recurring and non-recurring revenues. 12 N.N.C. §820(I.).
- E. All requests for annual operating funds and supplemental funds shall be submitted to the Office of Management and Budget (“OMB”) for budget impact analysis. 12 N.N.C. §820(M).
- F. On behalf of the 110 Navajo Nation Chapters, the Division of Community Development (“DCD”) has submitted a Supplemental Funding Proposal Summary, dated August 6, 2021. With this form, DCD is requesting **\$1,838,798** out of the Unreserved, Undesignated Fund Balance to provide the 110 Chapters enough funds to replenish their Emergency Fund accounts back to the established amount of \$25,000. See Appendix K attached hereto as **EXHIBIT A**.
- G. A comprehensive list showing each Chapters’ funding need is attached as **EXHIBIT B**. If the total requested amount of **\$1,838,798** is approved by the Navajo Nation Council, different Chapters will receive different dollar amounts as shown in Exhibit B - but all 110 Chapters will end up with the same amount of \$25,000 in their Emergency Fund accounts.
- H. On behalf of the Chapters, DCD has provided the required Navajo Nation Budget Forms,

1 attached as **EXHIBIT C** (3 pages total).

2 I. The OOC has not yet reviewed this supplemental funding request for the amount of **\$1,838,798**
3 as required by 12 N.N.C. §820(I). However, the OOC has provided a memorandum dated
4 August 20, 2021 regarding a previous DCD request for Chapters' emergency funds in the
5 amount of \$1,685,344. **EXHIBIT D.** The OOC can present an updated memorandum with a
6 review of this \$1,838,798 funding request, when this legislation is presented for consideration
7 by the Navajo Nation Council. The Controller has identified the Chapters' emergency funding
8 as non-recurring expenditures.

9 J. The Office of Management and Budget ("OMB") has not yet reviewed this \$1,838,798 funding
10 request, but the OMB can provide its memorandum, to satisfy the requirements in 12 N.N.C.
11 §820(M), when this legislation is presented for consideration by the Navajo Nation Council.
12

13 **SECTION THREE. APPROVING \$1,838,798 FOR THE 110 NAVAJO NATION**
14 **CHAPTERS FROM THE UNRESERVED, UNDESIGNATED FUND BALANCE**

15 A. The Navajo Nation hereby approves **\$1,838,798** from the Unreserved, Undesignated Fund
16 Balance for the 110 Navajo Nation Chapters Emergency Fund accounts. Each Chapter shall
17 receive the designated dollar amount as shown in **EXHIBIT B**, so as to bring each Chapter's
18 Emergency Fund account up to the established \$25,000 amount.

19 B. This supplemental appropriation of **\$1,838,798** shall be from that amount of funds that exceeds
20 the minimum fund balance of the Unreserved, Undesignated Fund Balance as determined by
21 the OOC.
22

23 **SECTION FOUR. EFFECTIVE DATE**

24 The provisions of this Act shall become effective in accordance with 2 N.N.C. §221(B) and with
25 2 N.N.C. §164(A)(17).
26

27 **SECTION FIVE. SAVINGS CLAUSE**

28 If any provision of this Act is determined invalid by the Supreme Court of the Navajo Nation or
29 by any Navajo Nation District Court, without appeal to the Navajo Nation Supreme Court, the
30 remainder of this Act shall remain valid as the law of the Navajo Nation.

Appendix K

**THE NAVAJO NATION
SUPPLEMENTAL FUNDING PROPOSAL SUMMARY**

PART I. Business Unit No.: <u>108014-108123</u> Division/Branch: <u>Community Development/Executive</u> Phone No.: <u>(928) 871-7246</u>	Program Title: <u>Navajo Naiton Chapter Emergency Funds</u> Amount Requested: \$ <u>1,838,798</u> Prepared By: <u>Lydell Davis</u> Email Address: <u>ldavis@nndcd.org</u>
PART II. REASON FOR REQUEST AND STATEMENT OF NEED: Provide financial resources to the Navajo Nation Chapters that are in need of the Emergency funding. Emergency funding will be used for flood relief as monsoon season has left some communities in dire need of protective measures and remediation.	
PART III. LIST ALTERNATIVE FUNDING SOURCES BEING PURSUED AND CONTINGENCY PLAN IF REQUEST IS NOT FUNDED: 1. Undesignated, Unreserve Fund Balance - General Funds.	
PART IV. AFFIRMATION IS PROVIDED THAT THE BUDGET AND PROPOSAL INFORMATION IS COMPLETE AND ACCURATE AND THE APPROPRIATE BRANCH CHIEF RECOMMENDS APPROVAL AS A PRIORITY. <div style="display: flex; justify-content: space-between;"> <div style="width: 45%;"> <u><i>Lydell Davis</i></u> 8.2.21 REVIEWED BY: Division Director's Signature / Date </div> <div style="width: 45%;"> _____ RECOMMEND SUPPLEMENTAL: Branch Chief's Signature / Date </div> </div>	

EMERGENCY FUND CHAPTER BALANCES AS OF 7/31/2021

EXHIBIT

tabbies

B

	Month End: 7/31/2021	\$25,000 Threshold	Difference (Column C - B)
Central Agency			
Black Mesa	22,100.00	25,000.00	2,900.00
Blue Gap/Tachee	21,443.00	25,000.00	3,557.00
Chinle	-	25,000.00	25,000.00
Forest Lake	56,554.00	25,000.00	-
Hard Rock	32,674.00	25,000.00	-
Lukachukai	50,185.00	25,000.00	-
Many Farms	2,013.00	25,000.00	22,987.00
Nazlini	2,212.00	25,000.00	22,788.00
Pinon	263.00	25,000.00	24,737.00
Round Rock	3,295.00	25,000.00	21,705.00
Tsaile/Wheatfields	40,443.00	25,000.00	-
Tse Ch'izhi (Rough Rock)	21,300.00	25,000.00	3,700.00
Tselani/Cottonwood	21,340.00	25,000.00	3,660.00
Whippoorwill	23,504.00	25,000.00	1,496.00
Total	297,326.00		132,530.00

EMERGENCY FUND CHAPTER BALANCES AS OF 7/31/2021

	Month End: 7/31/2021	\$25,000 Threshold	Difference (Column C - B)
Eastern Agency			
Alamo	1,094.00	25,000.00	23,906.00
Baahaali	6,092.00	25,000.00	18,908.00
Baca-Prewitt	3,721.00	25,000.00	21,279.00
Becenti	12,969.74	25,000.00	12,030.26
Casamero Lake	-	25,000.00	25,000.00
Chichiltah	7,745.00	25,000.00	17,255.00
Church Rock	(9,672.00)	25,000.00	34,672.00
Counselor	79,693.00	25,000.00	-
Crownpoint	(14,539.00)	25,000.00	39,539.00
Huerfano	20,662.00	25,000.00	4,338.00
Iyanbito	(16,195.00)	25,000.00	41,195.00
Lake Valley	7,499.00	25,000.00	17,501.00
Littlewater	19,876.00	25,000.00	5,124.00
Manuelito	5,737.00	25,000.00	19,263.00
Mariano Lake	2,216.00	25,000.00	22,784.00
Nageezi	6,058.00	25,000.00	18,942.00
Nahodishgish	13,610.00	25,000.00	11,390.00
Ojo Encino	20,454.00	25,000.00	4,546.00
Pinedale	4,329.00	25,000.00	20,671.00
Pueblo Pintado	20,876.00	25,000.00	4,124.00
Ramah	(4,296.00)	25,000.00	29,296.00
Rock Springs	24,767.00	25,000.00	233.00
Smith Lake	(14,162.00)	25,000.00	39,162.00
Thoreau	(99,689.00)	25,000.00	124,689.00
Tohajiilee	(67,286.00)	25,000.00	92,286.00
Torreón/Star Lake	14,844.00	25,000.00	10,156.00
Tsayatoh	10,141.00	25,000.00	14,859.00
Tse' li'Ahi (Standing Rock)	6,706.00	25,000.00	18,294.00
Tse Lichií (Red Rock)	9,383.00	25,000.00	15,617.00
White Horse Lake	2,040.00	25,000.00	22,960.00
White Rock	11,756.00	25,000.00	13,244.00
Total	86,429.74		743,263.26

EMERGENCY FUND CHAPTER BALANCES AS OF 7/31/2021

	Month End: 7/31/2021	\$25,000 Threshold	Difference (Column C - B)
--	---------------------------------	-------------------------------	--------------------------------------

Fort Defiance Agency			
Bahastl'ah' (Twin Lakes)	8,726.00	25,000.00	16,274.00
Cornfields	1.00	25,000.00	24,999.00
Coyote Canyon	18,851.83	25,000.00	6,148.17
Crystal	19,299.00	25,000.00	5,701.00
Dilkon	(46,802.00)	25,000.00	71,802.00
Fort Defiance	19,275.00	25,000.00	5,725.00
Ganado	3,370.00	25,000.00	21,630.00
Greasewood Springs	7,418.00	25,000.00	17,582.00
Houck	1,659.00	25,000.00	23,341.00
Indian Wells	6,288.00	25,000.00	18,712.00
Jeddito	4,756.00	25,000.00	20,244.00
Kin Dah Lichii (Kinlichee)	4,177.00	25,000.00	20,823.00
Klagetoh	25,803.00	25,000.00	-
Low Mountain	859.00	25,000.00	24,141.00
Mexican Springs	23,388.00	25,000.00	1,612.00
Nahata Dziil	11,219.00	25,000.00	13,781.00
Naschitti	9,063.00	25,000.00	15,937.00
Oak Springs	15,335.00	25,000.00	9,665.00
Red Lake #18	18,283.00	25,000.00	6,717.00
Sawmill	4,058.00	25,000.00	20,942.00
St. Michaels	50,130.00	25,000.00	-
Steamboat	10,188.00	25,000.00	14,812.00
Teesto	137.00	25,000.00	24,863.00
Tohatchi	7,328.00	25,000.00	17,672.00
Tse' Si Ani (Lupton)	4,338.00	25,000.00	20,662.00
White Cone	20,792.00	25,000.00	4,208.00
Wide Ruins	13,562.00	25,000.00	11,438.00
Total	261,501.83		439,431.17

EMERGENCY FUND CHAPTER BALANCES AS OF 7/31/2021

	Month End: 7/31/2021	\$25,000 Threshold	Difference (Column C - B)
Northern Agency			
Aneth	48,116.00	25,000.00	-
Beclabito	56,886.00	25,000.00	-
Cove	16,729.00	25,000.00	8,271.00
Gadii' Ahi/To'koi	19,962.00	25,000.00	5,038.00
Mexican Water	(44,963.00)	25,000.00	69,963.00
Nenahnezad	36,798.00	25,000.00	-
Newcomb	7,112.00	25,000.00	17,888.00
Red Mesa	7,732.00	25,000.00	17,268.00
Red Valley	62,518.00	25,000.00	-
Rock Point	6,091.00	25,000.00	18,909.00
San Juan	20,835.00	25,000.00	4,165.00
Shiprock	31,749.00	25,000.00	-
Teec Nos Pos	19,004.00	25,000.00	5,996.00
Tiis Tsoh Sikaad (Burnham)	13,175.00	25,000.00	11,825.00
Toadlena/Two Grey Hills	17,045.00	25,000.00	7,955.00
Tolikan (Sweetwater)	13,507.00	25,000.00	11,493.00
Tooh' Haltsooi (Sheep Springs)	13,699.00	25,000.00	11,301.00
Tse Alnaozt'ii (Sanostee)	(16,686.00)	25,000.00	41,686.00
Tse Daa Kaan (Hogback)	1,366.00	25,000.00	23,634.00
Upper Fruitland	10,624.00	25,000.00	14,376.00
Total	341,299.00		269,768.00

EMERGENCY FUND CHAPTER BALANCES AS OF 7/31/2021

	Month End: 7/31/2021	\$25,000 Threshold	Difference (Column C - B)
Western Agency			
Bodaway-Gap	12,700.00	25,000.00	12,300.00
Cameron	25,301.00	25,000.00	-
Chilchinbeto	15,610.00	25,000.00	9,390.00
Coalmine Canyon	15,585.00	25,000.00	9,415.00
Coppermine	-	25,000.00	25,000.00
Dennehotso	16,660.00	25,000.00	8,340.00
Kai' Bii To (Kaibeto)	(631.00)	25,000.00	25,631.00
Kayenta	37,962.00	25,000.00	-
LeChee	(159.80)	25,000.00	25,159.80
Leupp	2,346.00	25,000.00	22,654.00
Navajo Mountain	28,856.00	25,000.00	-
Oljato	69,229.00	25,000.00	-
Shonto	5,612.00	25,000.00	19,388.00
To' Nanees' Dizi'	-	25,000.00	25,000.00
Tolani Lake	1,185.00	25,000.00	23,815.00
Tonalea/Red Lake	NO RESPONSE	25,000.00	#VALUE!
Ts'ah Bii Kin (Inscription House)	(1,788.00)	25,000.00	26,788.00
Tsidii To'ii (Birdsprings)	4,075.00	25,000.00	20,925.00
Total	232,542.20		253,805.80
Grand TOTAL	1,219,098.77		1,838,798.23

PART I. Business Unit No.: 108014-108123		NAVAJO NATION CHAPTER EMERGENCY REPLENISHMENT FUNDS		DIVISION OF COMMUNITY DEVELOPMENT	
Prepared By: LYDELL DAVIS		Phone No.: (928) 871-7246		Email Address: ldavis@nndcd.org	
PART II. FUNDING SOURCE(S)		Fiscal Year /Term	Amount	% of Total	
UUFB		FY22	1,838,798.23	100%	
PART III. BUDGET SUMMARY		Fund Type Code	(A) NNC Approved Original Budget	(B) Proposed Budget	(C) Difference or Total
2001 Personnel Expenses					
3000 Travel Expenses					
3500 Meeting Expenses					
4000 Supplies					
5000 Lease and Rental					
5500 Communications and Utilities					
6000 Repairs and Maintenance					
6500 Contractual Services					
7000 Special Transactions					
8000 Public Assistance		1		1,838,798	1,838,798
9000 Capital Outlay					
9500 Matching Funds					
9500 Indirect Cost					
TOTAL			\$0.00	1,838,798.23	1,838,798
PART IV. POSITIONS AND VEHICLES		(D)	(E)		
Total # of Positions Budgeted:			0		
Total # of Vehicles Budgeted:			0		
PART V. I HEREBY ACKNOWLEDGE THAT THE INFORMATION CONTAINED IN THIS BUDGET PACKAGE IS COMPLETE AND ACCURATE.					
SUBMITTED BY:		APPROVED BY:			
Sonlatsa Jim-Martin, Department Manager II		Pearl Yellowman, Executive Director			
Program Manager's Printed Name		Division Director / Branch Chief's Printed Name			
<i>Sonlatsa Jim-Martin</i> 10.4.21		<i>Pearl Yellowman</i> 10.4.21			
Program Manager's Signature and Date		Division Director / Branch Chief's Signature and Date			



PART I. PROGRAM INFORMATION:

Business Unit No.: 108014-108123

Program Name/Title: NAVAJO NATION CHAPTER EMERGENCY REPLENISHMENT FUNDS

PART II. PLAN OF OPERATION/RESOLUTION NUMBER/PURPOSE OF PROGRAM:

CAP-34-08: To direct the Chapter Administration and management control system, by promoting efficiency and accountability to the Chapter membership, and to effectuate plans of action to improve the standard of living for the Chapter membership.

PART III. PROGRAM PERFORMANCE CRITERIA:

1. Goal Statement:

Secure NN Chapters with financial resource for community emergency response.

Program Performance Measure/Objective:

Implement emergency management plan with financial resource appropriated.

2. Goal Statement:

Program Performance Measure/Objective:

3. Goal Statement:

Program Performance Measure/Objective:

4. Goal Statement:

Program Performance Measure/Objective:

5. Goal Statement:

Program Performance Measure/Objective:

1st QTR

2nd QTR

3rd QTR

4th QTR

Goal

Actual

Goal

Actual

Goal

Actual

Goal

Actual

110

PART IV. I HEREBY ACKNOWLEDGE THAT THE ABOVE INFORMATION HAS BEEN THOROUGHLY REVIEWED.

Sonlata Jim-Martin, Department Manager II

Program Manager's Printed Name

10.4.21

Program Manager's Signature and Date

Pearl Yellowman, Executive Director

Division Director/Branch Chief's Printed Name

10.4.21

Division Director/Branch Chief's Signature and Date

THE NAVAJO NATION
DETAILED BUDGET AND JUSTIFICATION

FY 2022

PART I. PROGRAM INFORMATION: Program Name/Title: NAVAJO NATION CHAPTER EMERGENCY REPLENISHMENT FUNDS Business Unit No.: 108014-108123			
PART II. DETAILED BUDGET:			
(A)	(B)	(C)	(D)
Object Code (LOD 6)	Object Code Description and Justification (LOD 7)	Total by DETAILED Object Code (LOD 6)	Total by MAJOR Object Code (LOD 4)
8705	8000 ASSISTANCE Chapter 8715 Grant Funds to assist the Chapters in the upcoming 2021-2022 winter months. ENA Chapters 743,263.26 FDA Chapters 439,431.17 NNA Chapters 269,768.00 WNA Chapters 253,805.80 CLA Chapters 132,530.00 <hr/> 1,838,798.23	1,838,798	1,838,798
TOTAL		1,838,798	1,838,798



THE NAVAJO NATION

JONATHAN NEZ | PRESIDENT MYRON LIZER | VICE PRESIDENT



Memorandum:

To: 2 NNC § 164 Reviewers
Delegates & 2 NNC '164 Reviewers
Navajo Nation Government

From: *Robert Willie*
Robert Willie, Accounting Manager
Office of the Controller

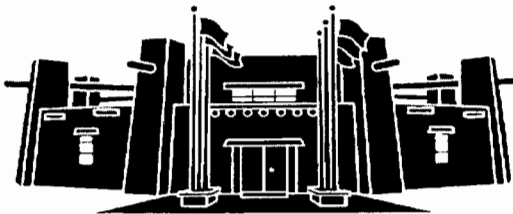
Date: August 20, 2021

Subject: Supplemental Funding Request for Division of Community Development

The Office of the Controller has reviewed the above referenced document.


1. The balance of the UUFB is \$25,786,238 as of June 30, 2021.
2. This request is for a total of \$1,685,344 to the Navajo Nation Chapters business units 108014 to 108123. This request is to secure Navajo Nation Chapters with financial resources for community emergency response. Currently the Navajo Nation is going through the 2022 budget process the forms being utilized state FY 2021 but the fiscal year term is 10/01/21 to 09/30/22 which is FY 2022.
3. This request would be considered **NON-RECURRING** for emergency needs of the chapter.

If you should have any questions, you can contact me at tribal extension X6308.



MEMORANDUM

TO: Hon. Speaker Seth Damon
Navajo Nation Council
24th Navajo Nation Council

FROM: 
Luralene D. Tapahe, Principle Advocate
Office of Legislative Counsel

DATE: October 4, 2021

SUBJECT: **AN ACTION RELATING TO THE BUDGET AND FINANCE COMMITTEE, RESOURCES AND DEVELOPMENT COMMITTEE, NAABIK'IYATI' COMMITTEE, AND THE NAVAJO NATION COUNCIL; APPROVING \$1,838,798 IN SUPPLEMENTAL FUNDING FROM THE UNRESERVED, UNDESIGNATED FUND BALANCE FOR THE 110 CHAPTERS' EMERGENCY FUND ACCOUNTS**

Per your request, the Office of Legislative Counsel has prepared the above-referenced proposed legislation and related summary sheet. Based on existing Navajo Nation law and other applicable laws, and upon review of all supporting documents submitted to OLC, this legislation as drafted is legally sufficient. However, as with any action of government, this legislation may be subject to review by the Navajo Nation courts in the event of proper legal challenge.

Please ensure that this legislation is precisely what you want. You are encouraged to review this proposed legislation to ensure that it is drafted to your satisfaction.

OLC has reviewed the appropriate standing committees' authorities to consider this legislation, based on the standing committees' powers and responsibilities set forth in Title 2 of the Navajo Nation Code. Based on its review, OLC has listed those committees in the title of this legislation. Nevertheless, the Speaker of the Navajo Nation Council may assign this legislation to committee(s) other than those shown in the title, pursuant to his authority under 2 N.N.C. §164(A)(5).

If you find this document unacceptable for any reason, please immediately contact me at the Office of Legislative Counsel (at extension 7166) and advise me of the changes you would like made to this proposed legislation. Thank you.

THE NAVAJO NATION
LEGISLATIVE BRANCH
INTERNET PUBLIC REVIEW PUBLICATION



LEGISLATION NO: _0206-21_

SPONSOR: Seth Damon

TITLE: An Action Relating to the Budget and Finance Committee, Resources and Development Committee, Naabik'iyáti' Committee, and the Navajo Nation Council; Approving \$1,838,798 in Supplemental Funding from the Unreserved, Undesignated Fund Balance for the 110 Navajo Nation Chapters' Emergency Fund Accounts

Date posted: Ocotber 04, 2021 at 8:35PM

Digital comments may be e-mailed to comments@navajo-nsn.gov

Written comments may be mailed to:

Executive Director
Office of Legislative Services
P.O. Box 3390
Window Rock, AZ 86515
(928) 871-7586

Comments may be made in the form of chapter resolutions, letters, position papers, etc. Please include your name, position title, address for written comments; a valid e-mail address is required. Anonymous comments will not be included in the Legislation packet.

Please note: This digital copy is being provided for the benefit of the Navajo Nation chapters and public use. Any political use is prohibited. All written comments received become the property of the Navajo Nation and will be forwarded to the assigned Navajo Nation Council standing committee(s) and/or the Navajo Nation Council for review. Any tampering with public records are punishable by Navajo Nation law pursuant to 17 N.N.C. §374 *et. seq.*

**THE NAVAJO NATION
LEGISLATIVE BRANCH
INTERNET PUBLIC REVIEW SUMMARY**

LEGISLATION NO.: 0206-21

SPONSOR: Honorable Thomas Walker, Jr.

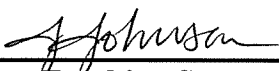
TITLE: An Action Relating to the Budget and Finance Committee, Resources and Development Committee, Naabik'íyáti' Committee, and the Navajo Nation Council; Approving \$1,838,798 in Supplemental Funding from the Unreserved, Undesignated Fund Balance for the 110 Navajo Nation Chapters' Emergency Fund Accounts

Posted: October 04, 2021 at 8:25 PM

5 DAY Comment Period Ended: October 09, 2021

Digital Comments received:

Comments Supporting	1) Martha Saggboy
Comments Opposing	<i>None</i>
Comments/Recommendations	<i>None</i>



**Legislative Tracking Secretary
Office of Legislative Services**

10/12/21 8:25AM
Date/Time

0206-21 NN Legislation

Mexican Water Chapter is waiting on Mira Sagg, student at NAU for her FNA for Fall 2021 so that her Chapter Financial Assistance can be processed

Tue 10/5/2021 11:29 AM

To: comments <comments@navajo-nsn.gov>;

This is Martha Saggboy, Chapter Manager/Mexican Water Chapter. The Mexican Water Chapter and its membership are fully in support of Legislation 0206-21 because we are still in recovery of the pandemic and the cold weather is beginning to set in and will need these funding for preparation. Each of the 110 chapters need additional emergency funding to provide services needed to our elderlies, veterans, and those that need assistance during the cold weather. We are urging the Budget & Finance Committee of the 24th NNC to approve this legislation.

Sent from Mail for Windows

WARNING: External email. Please verify sender before opening attachments or clicking on links.

**THE NAVAJO NATION
LEGISLATIVE BRANCH
INTERNET PUBLIC REVIEW SUMMARY**

LEGISLATION NO.: 0206-21

SPONSOR: Honorable Thomas Walker, Jr.

TITLE: An Action Relating to the Budget and Finance Committee, Resources and Development Committee, Naabik'iyáti' Committee, and the Navajo Nation Council; Approving \$1,838,798 in Supplemental Funding from the Unreserved, Undesignated Fund Balance for the 110 Navajo Nation Chapters' Emergency Fund Accounts

Posted: October 04, 2021 at 8:25 PM

5 DAY Comment Period Ended: October 09, 2021

Digital Comments received:

Comments Supporting	<i>None</i>
Comments Opposing	<i>None</i>
Comments/Recommendations	1) Dominic Beyal, OMB



 Legislative Tracking Secretary
 Office of Legislative Services

October 12, 2021; 10:15 AM

 Date/Time

THE NAVAJO NATION



JONATHAN NEZ | PRESIDENT MYRON LIZER | VICE PRESIDENT

MEMORANDUM

TO: Navajo Nation Council/164 Reviewers

FROM:


Dominic Beyal, Executive Director
Office of Management and Budget

DATE: October 12, 2021

SUBJECT: Legislation No. 0206-21: Division of Community Development Budget for 110 Navajo Nation Chapters' Emergency Response plans in amount of \$1,838,798 from UUFB.

Pursuant to 12 NNC 820 (M) requiring OMB reviewed the subject document and provides the following information:

1. The Exhibit 'A' Supplemental Fund Summary page is signed by DCD in early August, 2021, and it refers to 'flood relief for monsoon season'. It seems the rainy season is over and perhaps winter snow and freezing will soon be the need. OMB recommends the document be updated.
2. The Appropriation Act, Section 820, O; Distributions to Chapter, provides guidance on this. The language is: "Where not otherwise prohibited by existing law, any appropriation intended for distribution to all chapters of the Navajo Nation shall be allocated as follows: fifty percent (50%) of the appropriation shall be divided equally among all chapters and the remaining fifty percent (50%) shall be divided proportionately among the chapters using a percentage equal to that figure which the number of registered voters in each chapter bears to the whole of registered Navajo Nation voters as determined by the most current voter registration figures available as of the date of the appropriation...." As proposed, a waiver of this section may be required. DOJ should advise.
3. Some Chapters have deficit spending in FY 21; e.g. Churchrock (\$9,672.49), Crownpoint (\$11,434.93), Dilkon (\$46,801.68), Iyanbito (\$16,194.74), Thoreau (\$99,688.88). Additional funding would cover these deficits and leave a balance of \$25,000. How do these deficits occur and what controls are used to prevent this? It appears Chapters are allowed to go into deficit and the main government simply covers it.
4. Some Chapters have balances far exceeding the \$25,000 threshold amount; e.g. Forest Lake \$56,544, Lukachukai \$50,185, Tsaile/Wheatfields \$40,433, Counselors \$79,693, St. Michaels \$50,130, Beclabito \$56,866, Shiprock \$31,749, Red Valley \$62,518, Oljato \$69,299, and others.
5. The Office of Auditor General issued a Report (No. 21-29) on Chapters available balance as of 6/30/21. Some of the balances differ from Exhibit 'A'.

Contact OMB at (928) 871-6570 if there are any questions and/or concerns regarding this memorandum.

XC: OMB file; DCD



OFFICE OF THE AUDITOR GENERAL


The Navajo Nation

Report on Available Fund Balances For the 110 Navajo Nation Chapters

**Fiscal Year 2021 - Third Quarter
As of June 30, 2021**


**Report No. 21-29
September 2021**

Performed by:
Jasmine Jishie, Auditor
Marcale Kaskalla, Associate Auditor
Karen Briscoe, Principal Auditor



M-E-M-O-R-A-N-D-U-M

TO : 24th Navajo Nation Council

FROM : 
Helen Brown, CFE, Principal Auditor
Delegated Auditor General
OFFICE OF THE AUDITOR GENERAL

DATE : September 30, 2021

SUBJECT : Report No. 21-29, Available Fund Balances for the Navajo Nation Chapters-Fiscal Year 2021 Third Quarter (as of June 30, 2021)

PURPOSE

The purpose of this report is to inform the Navajo Nation Council, chapter officials and the public on the chapter funds that contain balances at the end of quarter three of fiscal year 2021. The information contained in this report was obtained based on the methodology explained in Appendix A.

REPORT LIMITATIONS

The report provides information on the fund balances for 109 of the 110 Navajo Nation Chapters. Information pertaining to Ramah Chapter was deemed unreliable and therefore excluded from this report.

Secondly, the reported chapter fund balances are preliminary (unaudited) because our office did not verify the accuracy of the posted transactions in the chapters' accounting systems.

COMPILATION RESULTS

The 109 Chapters had \$74.3 million available to fund services to chapter community members as of June 30, 2021. The dollars consist of 12 major fund categories as illustrated on the bar chart.

See Chart on Next Page

FY 2021 Q3 Available Funds

Capital Outlay		\$22,726,000
Sales Tax		\$20,459,000
Temporary Employment	\$9,513,000	
General Fund	\$5,042,000	
LGA Grant	\$3,968,000	
Housing Discretionary	\$3,661,000	
Other*	\$3,097,000	
Educational Assistance	\$1,632,000	
Stipends	\$1,594,000	
Emergency	\$1,344,000	
Land Claims Trust	\$1,103,000	
Veterans	\$151,000	

Source: Consolidated Balance Sheet as of June 30, 2021 for each chapter.

Note: Other category consists of external funding sources such as grants, and internally generated revenue from user charges and funding sources that do not relate to any of the other 11 categories listed above.*

The fund balances for each chapter are delineated in the attached exhibits as follows:

- Exhibit A – Total Chapter Fund Balances
- Exhibit B – 12 Major Fund Categories
- Exhibit C – Breakdown of Chapter Funds by Fund Type

For the Ramah Chapter, we contacted the Chapter to explain the discrepancy that resulted in their fund balances being omitted in this quarterly report. However, the Chapter was not able to address the issue before the issuance of this report. Once the issue is resolved, we hope to be back on track to provide a full report on chapter fund balances going forward.

Lastly, this report does not provide real-time (immediate) information of the chapter fund balances as our current process is limited in obtaining such information. There are financial and technology challenges that need to be considered but we continue to explore other cost-feasible options on how to improve our process.

If you have any questions about this report, please call our office at (928) 871-6303.

xc: Sonlatsa Jim-Martin, Department Manager II
ADMINISTRATIVE SERVICE CENTER/DCD
Dominic Beyer, Executive Director
OFFICE OF MANAGEMENT AND BUDGET
Chrono

TABLE OF CONTENTS

COMPILATION RESULTS:	Page
Exhibit A: \$74.3 Million in Total Chapter Fund Balances.....	1
Exhibit B: 12 Major Fund Categories	
• \$22.7 Million in Capital Outlay Funds.....	1
• \$20.5 Million in Sales Tax Revenue Funds.....	2
• \$9.5 Million in Temporary Employment Funds.....	3-4
• \$5 Million in General Funds.....	5
• \$4 Million in Local Governance Act Funds.....	6
• \$3.7 Million in Housing Discretionary Funds.....	7
• \$3.1 Million in Other Funds.....	8
• \$1.6 Million in Education Funds.....	9-10
• \$1.6 Million in Stipends Funds.....	11-12
• \$1.3 Million in Emergency and Disaster Relief Funds.....	13
• \$1.1 Million in Land Claims Trust Funds.....	14
• \$151,000 in Veterans Funds.....	15
Exhibit C: Breakdown of Chapter Funds by Fund Type.....	1-6
Appendix A: METHODOLOGY, SCOPE, AUTHORITY	

\$1.3 Million in Emergency and Disaster Relief Funds

The Chapters maintained \$1.3 million designated for emergency and disaster relief services. Listed below is the compilation of the 110 chapters and their Emergency and Disaster Relief fund balances as of June 30, 2021, sorted from highest to lowest and rounded to the nearest thousand.

Chapters	Available Fund Balance (\$)	Chapters	Available Fund Balance (\$)
Counselor	\$ 80,000	Naschitti*	\$ 9,000
Navajo Mountain	\$ 67,000	Twin Lakes	\$ 9,000
Ojato	\$ 67,000	Chichiltah	\$ 8,000
Red Valley	\$ 63,000	Red Mesa	\$ 8,000
Beclabito*	\$ 62,000	Tohatchi	\$ 8,000
Forest Lake	\$ 57,000	Greasewood Springs*	\$ 7,000
Lukachukai	\$ 50,000	Lake Valley	\$ 7,000
St. Michaels	\$ 50,000	Nageezi	\$ 7,000
Aneth*	\$ 48,000	Newcomb*	\$ 7,000
Wide Ruins	\$ 45,000	Standing Rock	\$ 7,000
Tsaile Wheatfields	\$ 40,000	Breadsprings*	\$ 6,000
Kayenta*	\$ 38,000	Indian Wells	\$ 6,000
Nenahnezad	\$ 37,000	Manuelito	\$ 6,000
Hardrock	\$ 34,000	Rock Point	\$ 6,000
Shiprock	\$ 32,000	Sawmill	\$ 6,000
Cameron	\$ 27,000	Shonto*	\$ 6,000
Klagetoh	\$ 26,000	Jeddito	\$ 5,000
Rock Springs	\$ 25,000	Lupton*	\$ 5,000
Tonalea*	\$ 25,000	Pinedale	\$ 5,000
Whippoorwill*	\$ 24,000	Baca Prewitt*	\$ 4,000
Whitecone	\$ 24,000	Birdsprings*	\$ 4,000
Mexican Springs	\$ 23,000	Mariano Lake	\$ 4,000
Nahodishgish	\$ 23,000	White Rock*	\$ 4,000
Black Mesa	\$ 22,000	Ganado*	\$ 3,000
Tselani Cottonwood	\$ 22,000	Leupp*	\$ 3,000
Blue Gap Tachee	\$ 21,000	Round Rock	\$ 3,000
Fort Defiance*	\$ 21,000	Houck*	\$ 2,000
Huerfano	\$ 21,000	Kinlichee*	\$ 2,000
Pueblo Pintado	\$ 21,000	Many Farms	\$ 2,000
Rough Rock	\$ 21,000	Nazlini*	\$ 2,000
San Juan*	\$ 21,000	Whitehorse Lake	\$ 2,000
Gadilahti	\$ 20,000	Alamo	\$ 1,000
Littlewater*	\$ 20,000	Hogback*	\$ 1,000
Ojo Encino*	\$ 20,000	Low Mountain	\$ 1,000
Coyote Canyon	\$ 19,000	Tolani Lake	\$ 1,000
Crystal	\$ 19,000	Casamero Lake*	\$ 0
Teec Nos Pos	\$ 19,000	Chinle*	\$ 0
Red Lake	\$ 18,000	Coppermine	\$ 0
Cove*	\$ 17,000	Cornfields*	\$ 0
Dennehotso*	\$ 17,000	LeChee*	\$ 0
Toadlena Two Grey Hills*	\$ 17,000	Pinon*	\$ 0
Chilchinbeto*	\$ 16,000	Teesto*	\$ 0
Coalmine Canyon	\$ 16,000	Tuba City*	\$ 0
Oak Springs	\$ 15,000	Kaibeto	\$ (1,000)
Torreón Star Lake	\$ 15,000	Inscription House*	\$ (2,000)
Sheep Springs*	\$ 14,000	Church Rock	\$ (10,000)
Sweetwater*	\$ 14,000	Crownpoint	\$ (11,000)
Becenti	\$ 13,000	Smith Lake	\$ (14,000)
Bodaway Gap*	\$ 13,000	Iyanbito	\$ (16,000)
Burnham*	\$ 13,000	Sanostee	\$ (17,000)
Red Rock	\$ 13,000	Mexican Water*	\$ (15,000)
Upper Fruitland*	\$ 12,000	Dilkon*	\$ (47,000)
Nahata Dzili*	\$ 11,000	Tohajilee	\$ (67,000)
Steamboat*	\$ 10,000	Thoreau	\$ (100,000)
Tsayatoh	\$ 10,000	Ramah	No Data

* LGA-certified Chapter

Breakdown of Chapter Funds by Fund Type

Listed below are the 110 Chapter's individual fund balances as of June 30, 2021.

Fund Type	Alamo	Aneth*	Baca Prewitt*	Becenti	Beclabito*
Capital Outlay	305,634.18	699,193.39	40,390.71	271,934.78	466,172.66
Sales Tax	19,257.85	374,280.43	4,898.94	18,455.16	301,742.42
Temporary Employment	57,545.53	142,217.85	34,238.58	40,389.36	124,912.20
General Fund	964.11	66,494.39	(4,639.10)	0.00	35,648.13
LGA Grant	48,065.68	140,772.84	2,492.79	4,499.19	81,259.60
Housing Discretionary	66,637.23	52,490.12	61,368.78	13,535.00	75,784.84
Other	92,858.64	240,556.37	894.57	(2,624.12)	22,195.74
Educational Assistance	41,799.80	63,733.34	16,921.75	4,989.86	44,373.07
Stipends	8,030.67	20,602.72	23,270.74	18,658.59	11,829.69
Emergency	1,094.35	48,158.43	3,720.55	12,995.54	61,620.43
Land Claims Trust	8,981.24	6,184.94	103.48	2,795.41	1,729.92
Veterans	0.00	2,069.34	84.01	0.00	1,744.13
TOTALS	650,869.28	1,856,754.16	183,745.80	385,628.77	1,229,012.83

Fund Type	Birdsprings*	Black Mesa	Blue Gap Tachee	Bodaway Gap*	Breadsprings*
Capital Outlay	30,661.00	158,609.33	81,290.92	285,521.75	335,268.66
Sales Tax	75,925.51	342,394.88	229,824.68	322,540.30	22,398.67
Temporary Employment	48,161.52	64,721.11	47,306.65	314,208.30	49,720.55
General Fund	178,647.34	57,786.73	3,473.46	494,481.69	(57,943.53)
LGA Grant	4,679.12	0.00	7,558.27	117,388.60	29,328.80
Housing Discretionary	12,101.44	12,240.28	80,815.15	58,487.96	14,464.78
Other	(84,834.00)	51,171.66	5,982.94	6,530.47	59,951.32
Educational Assistance	9,427.80	10,490.00	755.01	64,827.88	28,500.02
Stipends	11,516.93	13,196.13	6,340.90	7,693.58	18,159.12
Emergency	4,075.44	22,099.89	21,443.14	12,699.88	6,091.96
Land Claims Trust	3,550.05	20,862.60	16,704.34	13,005.15	(6,101.31)
Veterans	2,000.00	326.33	20.91	3,564.98	754.68
TOTALS	295,912.15	753,898.94	501,516.37	1,700,950.54	500,593.72

Fund Type	Burnham*	Cameron	Casamero Lake*	Chichiltah	Chichinbeto*
Capital Outlay	231,454.15	429,344.35	62,586.76	233,339.65	210,858.22
Sales Tax	49,018.40	106,027.55	4,625.11	18,494.65	235,166.78
Temporary Employment	51,418.72	175,883.44	63,917.22	35,977.48	74,212.15
General Fund	80,229.06	0.00	193,815.98	(156.71)	217,738.63
LGA Grant	27,102.41	66,058.44	8,881.68	19,648.79	57,618.90
Housing Discretionary	24,611.27	75,759.61	(32.66)	11,764.01	7,839.16
Other	82,635.87	8,064.16	224.07	596.40	46,438.29
Educational Assistance	5,423.00	20,070.00	5,886.40	38,071.61	12,944.94
Stipends	13,492.90	8,142.21	13,836.28	2,535.83	13,613.68
Emergency	13,182.63	26,771.62	0.00	7,745.32	15,610.05
Land Claims Trust	2,537.20	17,298.65	2,566.37	3,579.92	(12,346.18)
Veterans	0.00	0.00	0.00	219.34	1.00
TOTALS	581,105.61	933,420.03	356,307.21	371,816.29	879,695.62

Fund Type	Chinle*	Church Rock	Coalmine Canyon	Coppermine	Cornfields*
Capital Outlay	25,691.83	363,270.52	242,969.56	272,697.28	147,649.31
Sales Tax	164,220.44	5,917.21	323,944.96	166,922.86	118,885.96
Temporary Employment	(49,774.97)	53,659.12	89,704.10	22,289.77	14,015.18
General Fund	99,938.04	(840.23)	5.58	0.00	29,037.11
LGA Grant	0.00	1,222.04	22,574.40	22,952.66	726.27
Housing Discretionary	10,373.23	30,482.22	7,054.44	4,505.46	20,203.86
Other	42,008.75	6,281.86	(108.22)	18,058.34	18,939.03
Educational Assistance	7,784.01	33.50	9,039.03	8,010.00	1,092.00
Stipends	5,776.09	7,221.71	18,791.48	9,885.55	15,424.93
Emergency	0.00	(9,672.49)	15,700.47	0.00	1.29
Land Claims Trust	652.18	3,653.44	5,234.70	6,983.02	950.71
Veterans	0.00	12,431.50	700.00	4,660.37	0.00
TOTALS	306,669.60	473,660.20	735,610.50	536,965.31	366,925.65

Fund Type	Counselor	Cove*	Coyote Canyon	Crownpoint	Crystal
Capital Outlay	533,450.45	366,552.18	323,709.94	223,606.70	183,158.57
Sales Tax	67,101.37	139,234.85	364,476.43	32,101.11	121,576.09
Temporary Employment	133,492.42	95,846.57	88,757.93	151,323.45	116,973.31
General Fund	3,516.36	69,832.15	(27.90)	4,835.47	0.00
LGA Grant	51,875.06	185,714.87	10,871.37	24,015.13	16,594.95
Housing Discretionary	144,025.04	16,962.03	31,299.62	29,458.78	18,413.88
Other	20,237.34	27,227.90	21,682.13	(3,003.85)	2,740.50
Educational Assistance	28,324.94	7,234.00	6,120.26	21,746.30	7,340.79
Stipends	14,853.45	8,241.60	7,072.30	6,717.40	69,636.26
Emergency	79,739.23	16,728.50	18,851.83	(11,228.39)	19,311.92
Land Claims Trust	15,836.76	5,600.38	15,630.91	11,434.93	10,875.07
Veterans	11,176.53	3,100.00	0.00	0.00	0.00
TOTALS	1,103,628.95	942,275.03	888,444.82	491,007.03	566,621.34

Fund Type	Dennehotso*	Dillon*	Forest Lake	Fort Defiance*	Gadilahi
Capital Outlay	78,364.45	9,132.77	306,214.71	213,455.45	141,366.40
Sales Tax	244,186.20	1,783.83	403,482.96	409,841.41	25,057.35
Temporary Employment	127,998.53	976.02	91,306.42	153,652.79	113,634.38
General Fund	110,834.94	5,576.87	14,549.71	177,535.70	134.10
LGA Grant	30,419.79	(2,461.81)	0.00	30,928.52	38,357.17
Housing Discretionary	17,317.92	3,243.94	66,047.42	64,442.97	32,882.42
Other	20,351.47	(6,314.92)	271,595.16	28,585.76	(22,563.65)
Educational Assistance	13,797.47	2,099.00	38,142.93	13,242.18	13,722.91
Stipends	9,451.93	11,122.09	9,490.68	20,392.95	13,430.28
Emergency	16,660.33	(46,801.68)	56,554.44	20,836.59	20,047.94
Land Claims Trust	4,432.20	2,173.73	16,467.49	21,447.35	5,613.84
Veterans	6,638.65	0.00	519.76	0.00	0.00
TOTALS	680,453.88	(19,470.16)	1,274,371.68	1,154,361.67	381,683.14

Fund Type	Ganado*	Greasewood Springs*	Hardrock	Hogback*	Houck*
Capital Outlay	95,770.76	32,709.50	205,344.31	328,898.89	75,929.64
Sales Tax	197,664.23	120,134.77	176,315.63	261,417.61	145,092.21
Temporary Employment	96,543.43	20,893.48	89,652.52	71,405.56	83,241.18
General Fund	54,253.13	261,289.83	(1,095.59)	207,232.55	84,376.00
LGA Grant	54,713.24	42,333.97	0.00	0.00	61,272.80
Housing Discretionary	1,639.20	12,903.48	50,740.43	26,774.49	37,652.69
Other	14,225.18	90,109.89	18,561.96	23,663.88	4,113.72
Educational Assistance	317.00	8,316.00	(328.00)	1,466.00	8,782.00
Stipends	9,762.04	12,945.86	(527.75)	21,227.31	15,730.95
Emergency	3,350.00	7,417.69	33,983.35	1,365.66	1,658.58
Land Claims Trust	58,498.19	6,187.54	15,894.03	3,012.98	4,240.97
Veterans	0.00	0.00	0.00	0.00	0.00
TOTALS	586,736.40	615,242.01	588,540.89	946,464.93	522,090.74

Fund Type	Huerfano	Indian Wells	Inscription House*	Iyanbito	Jeddito
Capital Outlay	244,830.26	169,308.99	27,106.75	47,007.06	253,563.27
Sales Tax	75,699.70	178,073.74	26,614.13	10,090.53	264,660.05
Temporary Employment	102,292.19	74,402.55	33,173.57	15,155.77	108,129.69
General Fund	10,712.13	0.00	31,366.64	3,391.77	0.00
LGA Grant	116,141.00	57,748.67	23,454.56	22,696.34	31,299.35
Housing Discretionary	101,402.12	28,922.08	5,522.42	309.43	47,803.95
Other	4,182.55	14,024.75	98,927.06	3,865.38	12,024.27
Educational Assistance	19,024.10	13,621.00	7,995.00	1,500.00	2,838.77
Stipends	8,751.20	20,991.51	7,968.74	5,260.61	16,033.28
Emergency	20,661.63	6,388.64	(1,788.38)	(16,194.74)	5,271.17
Land Claims Trust	13,245.85	10,635.94	748.87	4,678.48	5,739.36
Veterans	351.67	6,298.99	4,738.78	0.00	0.00
TOTALS	717,294.40	580,416.86	265,828.14	97,760.63	747,363.16

Fund Type	Kaibeto	Kayenta*	Kinlichee*	Klagetoh	Lake Valley
Capital Outlay	155,495.65	72,440.90	54,992.58	140,843.50	169,337.52
Sales Tax	145,592.48	248,970.60	126,962.89	253,137.13	18,605.09
Temporary Employment	114,193.03	120,304.84	85,290.68	91,801.63	46,441.82
General Fund	1,420.67	104,209.64	0.00	33.18	3,695.10
LGA Grant	19,609.47	75,962.58	100,403.72	7,652.87	32,198.12
Housing Discretionary	31,548.85	61,506.14	6,296.08	16,235.43	8,984.72
Other	(7,591.22)	9,996.79	3,876.51	30,180.62	10,443.35
Educational Assistance	7,088.62	30,738.21	5,150.51	163.76	8,970.18
Stipends	19,526.25	15,707.89	17,980.72	11,437.94	4,158.50
Emergency	(630.78)	37,962.13	2,349.55	25,802.66	7,499.49
Land Claims Trust	6,945.98	15,517.19	1,045.34	17,849.13	1,271.50
Veterans	1,403.95	540.94	90.48	0.00	31.13
TOTALS	494,602.95	793,957.85	404,439.06	595,137.85	311,636.52

Fund Type	LeChee*	Leupp*	Littlewater*	Low Mountain	Lukachukai
Capital Outlay	95,737.03	135,243.20	198,445.97	149,709.03	168,962.18
Sales Tax	508.47	248,189.60	18,930.36	75,412.33	247,724.39
Temporary Employment	61,557.68	89,025.41	111,517.42	69,109.63	71,517.91
General Fund	181,145.49	137,379.87	39,316.38	590.03	0.00
LGA Grant	57,491.65	80,142.01	26,081.72	148.00	(369.91)
Housing Discretionary	38,117.57	26,515.27	16,497.13	1,306.77	26,892.50
Other	20,090.89	21,186.95	5,363.13	758.39	5,630.15
Educational Assistance	10,364.50	3,070.91	37,287.34	41,508.91	16,892.00
Stipends	9,804.75	1,632.99	14,617.37	9,564.72	11,759.60
Emergency	(157.90)	2,938.09	19,875.44	858.47	50,184.80
Land Claims Trust	5,226.89	5,694.40	(372.38)	2,040.07	5,437.18
Veterans	(0.22)	6,151.37	469.66	0.00	82.00
TOTALS	479,886.80	757,170.07	488,029.54	351,006.35	604,712.80

Fund Type	Lupton*	Manuelito	Many Farms	Mariano Lake	Mexican Springs
Capital Outlay	121,251.75	40,696.48	207,066.36	38,835.07	129,034.51
Sales Tax	51,541.18	22,739.22	300,057.62	6,152.37	277,927.68
Temporary Employment	76,684.22	58,296.61	88,355.03	2,624.55	58,680.82
General Fund	78,255.32	0.05	2,264.96	0.00	1,852.43
LGA Grant	41,484.98	27,700.80	752.39	13,599.76	18,710.96
Housing Discretionary	16,258.90	16,690.73	15,628.27	5,411.56	16,824.00
Other	5,371.87	265.01	15,406.34	(16,206.65)	7,415.99
Educational Assistance	3,772.97	5,318.57	4,772.00	12,554.79	10,446.48
Stipends	6,905.57	4,875.51	6,835.79	7,630.88	11,443.33
Emergency	4,561.89	5,736.89	2,012.71	3,952.75	23,387.73
Land Claims Trust	4,056.02	4,662.21	10,400.34	3,816.14	9,539.74
Veterans	0.00	0.32	0.00	0.00	0.00
TOTALS	410,144.67	186,982.40	653,551.81	78,371.22	565,263.67

Fund Type	Mexican Water*	Nageezi	Nahata Dzili*	Nahodishgish	Naschitti*
Capital Outlay	29,063.41	42,373.41	67,024.60	426,613.31	307,194.05
Sales Tax	78,795.05	26,849.98	120,613.89	20,527.70	98,738.18
Temporary Employment	84,479.43	57,814.02	46,992.48	46,461.61	86,558.56
General Fund	8,034.81	0.00	0.00	16.32	104,360.03
LGA Grant	53,887.46	6,095.51	55,061.38	38,456.55	19,579.50
Housing Discretionary	32,987.40	8,601.42	12,214.65	20,584.17	9,493.70
Other	34,197.78	4,292.51	(130,364.52)	1,482.66	38,979.44
Educational Assistance	579.00	30,624.00	8,397.00	7,092.15	3,545.00
Stipends	9,133.03	9,652.45	(17,706.51)	52,362.80	19,386
Emergency	(44,962.57)	6,653.29	11,219.20	22,772.46	9,062.52
Land Claims Trust	3,680.32	(24,923.12)	6,831.98	12,028.58	1,679.33
Veterans	15,311.95	0.00	0.00	327.49	0.00
TOTALS	305,187.07	168,033.47	185,284.15	648,725.80	698,576.31

Fund Type	Navajo Mountain	Nazlini*	Nenahnezad	Newcomb*	Oak Springs
Capital Outlay	490,987.57	78,050.31	317,469.45	308,474.43	355,780.17
Sales Tax	246,466.14	126,646.26	285,745.15	120,365.47	312,809.66
Temporary Employment	107,321.14	74,984.58	248,412.45	64,556.40	92,140.24
General Fund	0.00	65,494.90	9,170.35	201,163.39	1,298.81
LGA Grant	49,360.61	26,675.54	86,822.94	101,597.44	31,581.04
Housing Discretionary	75,013.05	6,478.01	99,509.04	60,876.66	24,289.97
Other	91,707.42	76,219.67	154,767.05	322,291.10	1,960.82
Educational Assistance	0.00	2,285.00	8,356.00	8,263.48	32,433.83
Stipends	13,465.82	7,099.89	12,331.27	7,193.03	13,233.72
Emergency	67,279.64	2,212.07	36,797.96	7,111.69	15,335.17
Land Claims Trust	22,484.54	19,679.69	5,963.17	9,627.67	10,614.53
Veterans	15,467.68	0.00	0.00	795.00	3.73
TOTALS	1,179,553.61	485,825.92	1,265,344.83	1,212,315.76	891,481.69

Fund Type	Ojo Encino*	Ojato	Pinedale	Pinon*	Pueblo Pintado
Capital Outlay	212,294.47	504,588.15	24,431.83	397,450.18	82,234.48
Sales Tax	56,909.18	462,051.09	12,006.72	26,359.33	25,380.94
Temporary Employment	96,657.00	243,479.49	39,056.45	52,321.87	100,764.94
General Fund	22,700.40	3,289.03	271.99	33,515.12	0.00
LGA Grant	97,165.66	169,015.74	1,410.29	16,134.07	35,228.94
Housing Discretionary	4,665.54	274,207.58	11,975.02	1,594.59	44,598.95
Other	11,917.00	30,933.05	3,581.72	3,053.21	23,901.35
Educational Assistance	2,783.56	12,592.85	22,519.25	15,602.49	30,513.00
Stipends	26,790.88	21,914.34	6,798.28	11,767.61	23,540.62
Emergency	20,454.11	66,728.50	5,271.00	263.05	20,875.97
Land Claims Trust	3,498.19	124,687.75	3,837.66	15,677.93	6,107.19
Veterans	167.22	108.53	0.94	0.00	0.00
TOTALS	556,003.21	1,913,596.10	131,161.15	573,739.45	345,343.68

Fund Type	Red Lake	Red Mesa	Red Rock	Red Valley	Rock Point
Capital Outlay	518,034.82	73,671.56	55,127.43	283,691.41	103,463.35
Sales Tax	373,483.26	112,421.36	8,677.43	258,194.15	68,800.66
Temporary Employment	100,055.06	26,232.93	40,298.07	120,901.26	117,040.95
General Fund	0.00	88,330.13	2,815.65	9,259.56	0.00
LGA Grant	76,403.70	28,060.95	32,958.11	23,376.20	6,100.00
Housing Discretionary	42,305.74	41,958.09	20,405.78	63,936.46	46,572.03
Other	8,834.88	12,219.88	5,386.66	10,444.61	922.93
Educational Assistance	14,050.76	21,234.46	3,295.24	7,322.21	22,837.08
Stipends	16,996.29	7,890.95	15,103.55	25,660.19	18,877.19
Emergency	18,282.60	7,732.28	13,232.76	62,534.12	6,090.61
Land Claims Trust	4,445.86	5,487.09	8,193.95	7,412.85	2,131.94
Veterans	0.00	1,400.00	0.00	1,193.10	0.00
TOTALS	1,172,892.97	426,639.68	205,494.63	873,926.12	392,836.74

Fund Type	Rock Springs	Rough Rock	Round Rock	San Juan*	Sanostee
Capital Outlay	292,124.83	191,276.39	268,628.99	752,735.92	307,009.62
Sales Tax	77,898.29	354,622.91	478,757.73	139,482.93	49,992.88
Temporary Employment	166,484.78	140,274.95	76,810.18	25,750.68	101,989.06
General Fund	1,869.29	0.00	172.00	86,047.55	768.24
LGA Grant	55,083.32	12,161.83	9,753.52	171,844.68	56,089.24
Housing Discretionary	38,015.09	15,469.73	3,242.62	22,755.00	79,348.78
Other	3,070.39	6,845.77	172.20	51,705.26	1,220.59
Educational Assistance	26,964.00	5,894.25	18,992.85	3,406.00	12,914.96
Stipends	6,713.55	19,955.56	11,327.50	14,124.20	4,391.71
Emergency	24,766.57	21,400.35	3,295.35	20,835.43	(17,156.72)
Land Claims Trust	10,242.19	33,183.26	7,332.38	11,596.52	11,643.15
Veterans	0.00	0.00	2,764.30	522.84	433.36
TOTALS	703,232.30	801,085.00	881,249.62	1,300,807.01	608,644.87

Fund Type	Sawmill	Sheep Springs*	Shiprock	Shonto*	Smith Lake
Capital Outlay	122,711.31	113,788.56	246,622.60	281,826.41	82,987.07
Sales Tax	160,627.22	100,867.76	182,316.85	94,783.13	3,014.83
Temporary Employment	99,656.78	58,827.46	251,526.56	36,574.32	9,364.62
General Fund	412.82	98,160.63	5,194.98	46,214.40	0.00
LGA Grant	12,098.69	8,280.18	93,580.25	5,493.19	8,409.39
Housing Discretionary	6,266.28	23,265.71	31,430.86	22,366.89	15,543.60
Other	15,944.21	11,344.47	17,116.02	71,027.00	2,139.27
Educational Assistance	8,950.85	5,295.21	46,634.56	11,339.00	6,631.45
Stipends	20,962.57	15,966.86	57,651.07	10,581.63	15,093.89
Emergency	5,683.33	13,699.44	32,030.36	5,612.18	(13,591.59)
Land Claims Trust	28,255.67	10,938.57	27,091.85	2,803.39	5,804.95
Veterans	0.00	0.00	1,841.94	0.00	336.55
TOTALS	481,569.73	460,434.85	993,037.90	588,621.54	135,733.83

Fund Type	St. Michaels	Standing Rock	Steamboat*	Sweetwater*	Teec Nos Pos
Capital Outlay	283,951.16	164,461.43	316,700.75	158,778.65	45,964.88
Sales Tax	445,851.92	16,510.85	184,965.72	88,862.70	113,907.15
Temporary Employment	200,030.45	33,466.41	119,732.69	95,869.12	165,300.13
General Fund	0.00	94.01	93,415.35	115,055.99	0.00
LGA Grant	49,176.45	13,073.47	9,379.49	12,592.93	13,633.35
Housing Discretionary	51,366.57	18,564.61	78,082.94	11,138.89	77,459.78
Other	46,812.57	3,469.92	4,995.36	10,049.29	9,374.64
Educational Assistance	76,990.62	16,030.84	5,438.01	8,025.00	14,918.10
Stipends	33,128.48	5,232.78	13,952.75	9,333.38	16,017.40
Emergency	50,429.92	6,706.10	10,188.11	13,506.84	19,003.96
Land Claims Trust	41,041.43	196.83	15,761.59	3,783.14	12,212.25
Veterans	0.00	312.30	0.00	2,495.71	0.00
TOTALS	1,278,779.57	278,119.55	852,612.76	529,491.64	487,791.64

Fund Type	Teesto*	Thoreau	Toadlena Two Grey Hills*	Tohajiilee	Tohatchi
Capital Outlay	41,725.10	189,614.99	88,779.88	149,169.42	59,152.40
Sales Tax	99,630.90	23,964.24	94,786.00	26,500.98	178,842.90
Temporary Employment	98,282.97	47,319.98	81,551.40	11,532.77	77,709.64
General Fund	82,854.76	9,084.25	34,027.69	40,951.99	2,815.54
LGA Grant	8,143.18	29,034.41	7,977.86	28,599.54	29,811.24
Housing Discretionary	0.00	10,395.42	14,357.79	62,185.44	30,707.13
Other	868.67	3,081.81	17,294.00	158,520.77	30,050.89
Educational Assistance	1,926.00	14,907.00	15,294.97	9,437.18	2,687.98
Stipends	9,256.19	9,997.63	7,270.45	14,697.76	21,755.36
Emergency	137.23	(99,688.88)	17,044.60	(67,285.59)	7,728.15
Land Claims Trust	15,143.18	4,555.65	3,579.04	13,412.93	12,767.89
Veterans	0.00	0.00	0.00	1,676.22	0.00
TOTALS	357,968.18	243,066.50	381,963.68	449,399.41	454,029.12

Fund Type	Tolani Lake	Tonalea*	Torreón Star Lake	Tsaile Wheatfields	Tsayatoh
Capital Outlay	121,346.77	417,821.89	261,868.26	137,892.41	166,815.83
Sales Tax	59,527.43	459,745.23	25,878.57	163,521.10	23,023.00
Temporary Employment	85,257.76	108,931.72	84,555.07	22,764.43	118,266.83
General Fund	0.00	106,036.21	3,402.45	0.00	0.00
LGA Grant	1,957.76	132,135.42	6,943.31	2,901.26	30,104.11
Housing Discretionary	12,335.23	154,913.99	50,972.53	18,656.91	17,537.39
Other	22,222.51	40,184.43	33,018.95	4,045.07	16.92
Educational Assistance	(2,177.52)	84,250.63	19,798.19	19,435.00	9,491.34
Stipends	7,786.84	27,717.40	13,944.77	7,345.66	21,497.01
Emergency	1,135.58	24,926.10	14,844.37	40,443.27	10,140.94
Land Claims Trust	7,213.87	37,143.60	4,051.10	8,089.34	2,407.75
Veterans	0.00	125.75	0.00	0.11	0.00
TOTALS	316,606.23	1,593,932.37	519,277.57	425,094.56	399,301.12

Fund Type	Tselani Cottonwood	Tuba City*	Twin Lakes	Upper Fruitland*	Whippoorwill*
Capital Outlay	205,792.68	718,876.78	222,869.43	118,233.73	94,585.08
Sales Tax	427,783.76	4,305,217.39	199,361.01	169,685.54	288,301.92
Temporary Employment	196,831.53	2,688.29	92,119.23	99,825.01	189,318.36
General Fund	0.00	144,975.83	0.73	184,259.71	148,084.90
LGA Grant	0.00	0.00	19,729.60	46,069.25	24,837.37
Housing Discretionary	0.00	9,373.04	690.05	22,401.44	57,539.05
Other	10,267.16	361,367.72	(10,834.73)	82,994.44	3,485.10
Educational Assistance	4,275.00	3,233.00	0.00	6,809.81	49,082.00
Stipends	5,510.83	53,967.04	5,549.78	28,628.25	61,983.74
Emergency	22,039.94	0.00	8,725.91	11,786.30	23,631.87
Land Claims Trust	29,002.49	4,825.36	5,671.25	6,776.43	15,976.65
Veterans	0.00	24,654.93	0.00	215.18	210.98
TOTALS	901,503.39	5,629,179.38	543,882.26	777,685.09	957,037.02

Fund Type	White Rock*	Whitecone	Whitehorse Lake	Wide Ruins	Ramah
Capital Outlay	94,728.94	65,424.92	17,240.79	614,399.68	No Data
Sales Tax	12,067.02	22,533.34	12,329.26	319,828.37	No Data
Temporary Employment	69,891.78	22,859.86	42,139.61	264,391.12	No Data
General Fund	170,900.23	0.00	0.00	134,128.22	No Data
LGA Grant	20,847.14	25,821.87	31,056.84	75,749.32	No Data
Housing Discretionary	8,216.69	22,999.02	7,600.45	80,756.32	No Data
Other	26,045.07	9,535.23	1,157.72	16,503.44	No Data
Educational Assistance	135.56	14,655.89	2,515.14	45,537.71	No Data
Stipends	11,832.11	11,742.20	4,035.07	18,505.31	No Data
Emergency	3,898.74	23,531.07	2,040.00	45,005.72	No Data
Land Claims Trust	(9,784.17)	3,921.34	9,942.53	33,020.58	No Data
Veterans	2,659.16	14.62	0.00	8,202.65	No Data
TOTALS	411,438.27	223,039.36	130,057.41	1,656,028.44	No Data

* LGA-certified Chapters

24th NAVAJO NATION COUNCIL

Third Year 2021

Mr. Speaker:

The **BUDGET & FINANCE COMMITTEE** to whom has been assigned

NAVAJO LEGISLATIVE BILL # 0206-21:

An Action Relating to the Budget and Finance Committee, Resources and Development Committee, Naabik'iyáti' Committee, and the Navajo Nation Council; Approving \$1,838,798 in Supplemental Funding from the Unreserved, Undesignated Fund Balance for the 110 Navajo Nation Chapters' Emergency Fund Accounts *Sponsored by Thomas Walker, Jr., Seth A. Damon and Eugene Tso, Council Delegates*

has had it under consideration and reports the same with the recommendation that It **Do Pass** with 1 amendment.


Amendment 1:

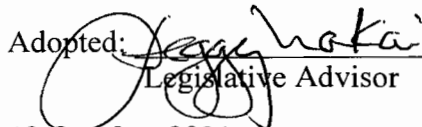
1. On page 3, line 9 insert "The Office of Management and Budget ("OMB") has ~~not yet~~ reviewed this \$1,838,798 funding request, ~~but the OMB can and~~ provided its memorandum, to satisfy the requirements in 12 N.N.C. §820(M), ~~when this legislation is presented for consideration by the Navajo Nation Council.~~ **EXHIBIT E.**"
2. Add new **Exhibit E.**
3. Renumber or re-letter succeeding paragraphs, sections, and exhibits, as necessary and appropriate. The Office of Legislative Services and the Office of Legislative Counsel, with notice to the sponsor(s) of the Legislation, are hereby authorized to make technical edits to this Legislation as necessary and appropriate to correct grammatical and/or scrivener's errors, and to correct numerical errors, so long as all such edits accurately reflect the Committee's intent in approving this Legislation. This Amendment shall supersede all inconsistent language contained in any other Committee amendment, which amendment(s) shall be conformed to the intent or language of this Amendment.

Motion: Amber K. Crotty Second: Raymond Smith, Jr. Vote: 5-0 Yeas: Raymond Smith, Jr., Jimmy Yellowhair, Amber K. Crotty, Nathaniel Brown, Elmer P. Begay

And, therefore referred to the **RESOURCES & DEVELOPMENT** Committee

Respectfully submitted,


Jamie Henio, Chairman

Adopted: 
Legislative Advisor

Not Adopted: _____
Legislative Advisor

12 October 2021

The vote was **5** in favor **0** opposed yeas: Raymond Smith, Jr., Jimmy Yellowhair, Amber K. Crotty, Nathaniel Brown, Elmer P. Begay

Main Motion: Raymond Smith, Jr.

Second: Amber K. Crotty

BUDGET AND FINANCE COMMITTEE

12 October 2021

Special Meeting

VOTE TALLY SHEET:

Legislation No. 0206-21: An Action Relating to the Budget and Finance Committee, Resources and Development Committee, Naabik'iyáti' Committee, and the Navajo Nation Council; Approving \$1,838,798 in Supplemental Funding from the Unreserved, Undesignated Fund Balance for the 110 Navajo Nation Chapters' Emergency Fund Accounts *Sponsored by Thomas Walker, Jr., Seth A. Damon and Eugene Tso, Council Delegates*


Motion: Raymond Smith, Jr.

Second: Amber K. Crotty

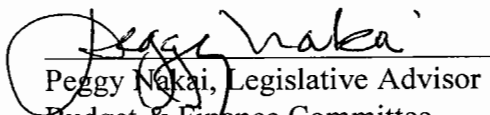
Vote: 5-0, Chairman not voting; with 1 amendment

Final Vote Tally:

Jamie Henio		
Raymond Smith Jr.	yea	
Elmer P. Begay	yea	
Nathaniel Brown	yea	
Amber K. Crotty	yea	
Jimmy Yellowhair	yea	



Jamie Henio, Chairman
Budget & Finance Committee



Peggy Nakai, Legislative Advisor
Budget & Finance Committee




THE NAVAJO NATION

JONATHAN NEZ | PRESIDENT MYRON LIZER | VICE PRESIDENT

MEMORANDUM

TO: Navajo Nation Council/164 Reviewers

FROM: 
Dominic Béal, Executive Director
Office of Management and Budget

DATE: October 12, 2021


SUBJECT: Legislation No. 0206-21: Division of Community Development Budget for 110 Navajo Nation Chapters' Emergency Response plans in amount of \$1,838,798 from UUFB.

Pursuant to 12 NNC 820 (M) requiring OMB reviewed the subject document and provides the following information:

1. The Exhibit 'A' Supplemental Fund Summary page is signed by DCD in early August, 2021, and it refers to 'flood relief for monsoon season. It seems the rainy season is over and perhaps winter snow and freezing will soon be the need. OMB recommends the document be updated.
2. The Appropriation Act, Section 820. O; Distributions to Chapter, provides guidance on this. The language is: "Where not otherwise prohibited by existing law, any appropriation intended for distribution to all chapters of the Navajo Nation shall be allocated as follows: fifty percent (50%) of the appropriation shall be divided equally among all chapters and the remaining fifty percent (50%) shall be divided proportionately among the chapters using a percentage equal to that figure which the number of registered voters in each chapter bears to the whole of registered Navajo Nation voters as determined by the most current voter registration figures available as of the date of the appropriation...." As proposed, a waiver of this section may be required. DOJ should advise.
3. Some Chapters have deficit spending in FY 21: e.g. Churchrock (\$9,672.49), Crownpoint (\$11,434.93), Dilkon (\$46,801.68), Iyanbito (\$16,194.74), Thoreau (\$99,688.88). Additional funding would cover these deficits and leave a balance of \$25,000. How do these deficits occur and what controls are used to prevent this? It appears Chapters are allowed to go into deficit and the main government simply covers it.
4. Some Chapters have balances far exceeding the \$25,000 threshold amount; e.g. Forest Lake \$56,544, Lukachukai \$50,185, Tsaile/Wheatfields \$40,433, Counselors \$79,693, St. Michaels \$50,130, Beclabito \$56,866, Shiprock \$31,749, Red Valley \$62,518, Oljato \$69,299, and others.
5. The Office of Auditor General issued a Report (No. 21-29) on Chapters available balance as of 6/30/21. Some of the balances differ from Exhibit 'A'.

Contact OMB at (928) 871-6570 if there are any questions and/or concerns regarding this memorandum.

XC: OMB file: DCD



OFFICE OF THE AUDITOR GENERAL


The Navajo Nation

Report on Available Fund Balances For the 110 Navajo Nation Chapters

**Fiscal Year 2021 - Third Quarter
As of June 30, 2021**

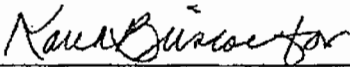
**Report No. 21-29
September 2021**

Performed by:
Jasmine Jishie, Auditor
Marcale Kaskalla, Associate Auditor
Karen Briscoe, Principal Auditor



M-E-M-O-R-A-N-D-U-M

TO : 24th Navajo Nation Council

FROM : 
Helen Brown, CFE, Principal Auditor
Delegated Auditor General
OFFICE OF THE AUDITOR GENERAL

DATE : September 30, 2021

SUBJECT : Report No. 21-29, Available Fund Balances for the Navajo Nation Chapters-Fiscal Year 2021 Third Quarter (as of June 30, 2021)

PURPOSE

The purpose of this report is to inform the Navajo Nation Council, chapter officials and the public on the chapter funds that contain balances at the end of quarter three of fiscal year 2021. The information contained in this report was obtained based on the methodology explained in Appendix A.

REPORT LIMITATIONS

The report provides information on the fund balances for 109 of the 110 Navajo Nation Chapters. Information pertaining to Ramah Chapter was deemed unreliable and therefore excluded from this report.

Secondly, the reported chapter fund balances are preliminary (unaudited) because our office did not verify the accuracy of the posted transactions in the chapters' accounting systems.

COMPILATION RESULTS

The 109 Chapters had \$74.3 million available to fund services to chapter community members as of June 30, 2021. The dollars consist of 12 major fund categories as illustrated on the bar chart.

See Chart on Next Page

FY 2021 Q3 Available Funds

Capital Outlay		\$22,726,000
Sales Tax		\$20,459,000
Temporary Employment	\$9,513,000	
General Fund	\$5,042,000	
LGA Grant	\$3,968,000	
Housing Discretionary	\$3,661,000	
Other*	\$3,097,000	
Educational Assistance	\$1,632,000	
Stipends	\$1,594,000	
Emergency	\$1,344,000	
Land Claims Trust	\$1,103,000	
Veterans	\$151,000	

Source: Consolidated Balance Sheet as of June 30, 2021 for each chapter.

Note: Other* category consists of external funding sources such as grants, and internally generated revenue from user charges and funding sources that do not relate to any of the other 11 categories listed above.

The fund balances for each chapter are delineated in the attached exhibits as follows:

- Exhibit A – Total Chapter Fund Balances
- Exhibit B – 12 Major Fund Categories
- Exhibit C – Breakdown of Chapter Funds by Fund Type

For the Ramah Chapter, we contacted the Chapter to explain the discrepancy that resulted in their fund balances being omitted in this quarterly report. However, the Chapter was not able to address the issue before the Issuance of this report. Once the issue is resolved, we hope to be back on track to provide a full report on chapter fund balances going forward.

Lastly, this report does not provide real-time (immediate) information of the chapter fund balances as our current process is limited in obtaining such information. There are financial and technology challenges that need to be considered but we continue to explore other cost-feasible options on how to improve our process.

If you have any questions about this report, please call our office at (928) 871-6303.

xc: Soniatsa Jim-Martin, Department Manager II
ADMINISTRATIVE SERVICE CENTER/DCD
Dominic Beyer, Executive Director
OFFICE OF MANAGEMENT AND BUDGET
Chrono

TABLE OF CONTENTS

COMPILATION RESULTS:	Page
Exhibit A: \$74.3 Million In Total Chapter Fund Balances.....	1
Exhibit B: 12 Major Fund Categories	
• \$22.7 Million in Capital Outlay Funds.....	1
• \$20.5 Million in Sales Tax Revenue Funds.....	2
• \$9.5 Million in Temporary Employment Funds.....	3-4
• \$5 Million in General Funds.....	5
• \$4 Million in Local Governance Act Funds.....	6
• \$3.7 Million in Housing Discretionary Funds.....	7
• \$3.1 Million in Other Funds.....	8
• \$1.6 Million in Education Funds.....	9-10
• \$1.6 Million in Stipends Funds.....	11-12
• \$1.3 Million in Emergency and Disaster Relief Funds.....	13
• \$1.1 Million in Land Claims Trust Funds.....	14
• \$151,000 in Veterans Funds.....	15
Exhibit C: Breakdown of Chapter Funds by Fund Type.....	1-6
Appendix A: METHODOLOGY, SCOPE, AUTHORITY	

\$1.3 Million in Emergency and Disaster Relief Funds

The Chapters maintained \$1.3 million designated for emergency and disaster relief services. Listed below is the compilation of the 110 chapters and their Emergency and Disaster Relief fund balances as of June 30, 2021, sorted from highest to lowest and rounded to the nearest thousand.

Chapters	Available Fund Balance (\$)	Chapters	Available Fund Balance (\$)
Counselor	\$ 80,000	Naschitti*	\$ 9,000
Navajo Mountain	\$ 67,000	Twin Lakes	\$ 9,000
Ojato	\$ 67,000	Chichiltah	\$ 8,000
Red Valley	\$ 63,000	Red Mesa	\$ 8,000
Beclabito*	\$ 62,000	Tohatchi	\$ 8,000
Forest Lake	\$ 57,000	Greasewood Springs*	\$ 7,000
Lukachukai	\$ 50,000	Lake Valley	\$ 7,000
St. Michaels	\$ 50,000	Nageezi	\$ 7,000
Aneth*	\$ 48,000	Newcomb*	\$ 7,000
Wide Ruins	\$ 45,000	Standing Rock	\$ 7,000
Tsalle Wheatfields	\$ 40,000	Breadsprings*	\$ 6,000
Kayenta*	\$ 38,000	Indian Wells	\$ 6,000
Nenahnezad	\$ 37,000	Manuelito	\$ 6,000
Hardrock	\$ 34,000	Rock Point	\$ 6,000
Shiprock	\$ 32,000	Sawmill	\$ 6,000
Cameron	\$ 27,000	Shonto*	\$ 6,000
Klagetoh	\$ 26,000	Jeddito	\$ 5,000
Rock Springs	\$ 25,000	Lupton*	\$ 5,000
Tonalea*	\$ 25,000	Pinedale	\$ 5,000
Whippoorwill*	\$ 24,000	Baca Prewitt*	\$ 4,000
Whitecone	\$ 24,000	Birdsprings*	\$ 4,000
Mexican Springs	\$ 23,000	Mariano Lake	\$ 4,000
Nahodishgish	\$ 23,000	White Rock*	\$ 4,000
Black Mesa	\$ 22,000	Ganado*	\$ 3,000
Tselani Cottonwood	\$ 22,000	Leupp*	\$ 3,000
Blue Gap Tachee	\$ 21,000	Round Rock	\$ 3,000
Fort Defiance*	\$ 21,000	Houck*	\$ 2,000
Huerfano	\$ 21,000	Kinlichee*	\$ 2,000
Pueblo Pintado	\$ 21,000	Many Farms	\$ 2,000
Rough Rock	\$ 21,000	Nazlini*	\$ 2,000
San Juan*	\$ 21,000	Whitehorse Lake	\$ 2,000
Gadliah	\$ 20,000	Alamo	\$ 1,000
Littlewater*	\$ 20,000	Hogback*	\$ 1,000
Ojo Encino*	\$ 20,000	Low Mountain	\$ 1,000
Coyote Canyon	\$ 19,000	Tolani Lake	\$ 1,000
Crystal	\$ 19,000	Casamero Lake*	\$ 0
Teec Nos Pos	\$ 19,000	Chinle*	\$ 0
Red Lake	\$ 18,000	Coppermine	\$ 0
Cove*	\$ 17,000	Cornfields*	\$ 0
Dennehotso*	\$ 17,000	LeChee*	\$ 0
Toadlena Two Grey Hills*	\$ 17,000	Pinon*	\$ 0
Chilchinbeto*	\$ 16,000	Teesto*	\$ 0
Coalmine Canyon	\$ 16,000	Tuba City*	\$ 0
Oak Springs	\$ 15,000	Kalbeto	\$ (1,000)
Torreon Star Lake	\$ 15,000	Inscription House*	\$ (2,000)
Sheep Springs*	\$ 14,000	Church Rock	\$ (10,000)
Sweetwater*	\$ 14,000	Crownpoint	\$ (11,000)
Becenti	\$ 13,000	Smith Lake	\$ (14,000)
Bodaway Gap*	\$ 13,000	Iyanbito	\$ (16,000)
Burnham*	\$ 13,000	Sanostee	\$ (17,000)
Red Rock	\$ 13,000	Mexican Water*	\$ (45,000)
Upper Fruitland*	\$ 12,000	Dikou*	\$ (47,000)
Nahata Dzil*	\$ 11,000	Tohajilee	\$ (67,000)
Steamboat*	\$ 10,000	Thoreau	\$ (100,000)
Tsayatoh	\$ 10,000	Ramah	No Data

* LGA-certified Chapter

Breakdown of Chapter Funds by Fund Type

Listed below are the 110 Chapter's individual fund balances as of June 30, 2021.

Fund Type	Alamo	Aneth*	Baca Prewitt*	Becenti	Beclabito*
Capital Outlay	305,634.18	699,193.39	40,390.71	271,934.78	166,172.66
Sales Tax	19,257.85	371,280.43	4,898.94	18,455.16	301,742.42
Temporary Employment	57,545.53	142,217.85	34,238.58	40,389.36	124,912.20
General Fund	964.11	66,494.39	(4,639.10)	0.00	35,648.13
LGA Grant	48,065.68	140,772.84	2,492.79	4,499.19	81,259.60
Housing Discretionary	66,637.23	52,490.12	61,368.78	13,535.00	75,784.84
Other	92,858.64	240,556.37	894.57	(2,624.12)	22,195.74
Educational Assistance	41,799.80	63,733.34	16,921.75	4,989.86	44,373.07
Stipends	8,030.67	20,602.72	23,270.74	18,658.59	11,829.69
Emergency	1,094.35	48,158.13	3,720.55	12,995.54	61,620.43
Land Claims Trust	8,981.24	6,184.94	103.48	2,795.41	1,729.92
Veterans	0.00	2,069.34	84.01	0.00	1,744.13
TOTALS	650,869.28	1,856,754.16	183,745.80	385,628.77	1,229,012.83

Fund Type	Birdsprings*	Black Mesa	Blue Gap Tachee	Bodaway Gap*	Breadsprings*
Capital Outlay	30,661.00	158,609.33	81,290.92	285,521.75	335,268.66
Sales Tax	75,925.51	342,394.88	229,824.68	322,540.30	22,398.67
Temporary Employment	48,161.52	64,721.11	47,306.65	314,208.30	49,720.55
General Fund	178,647.34	57,786.73	3,473.46	494,481.69	(57,943.53)
LGA Grant	4,679.12	0.00	7,558.27	117,388.60	29,328.80
Housing Discretionary	12,101.44	12,240.28	80,815.15	58,487.96	14,464.78
Other	(84,334.00)	51,171.66	5,982.94	6,530.47	59,951.32
Educational Assistance	9,427.80	10,490.00	755.01	64,827.88	28,500.02
Stipends	11,516.93	13,196.13	6,340.90	7,693.58	18,159.12
Emergency	4,075.44	22,099.89	21,443.14	12,699.88	6,091.96
Land Claims Trust	3,550.05	20,862.60	16,704.34	13,005.15	(6,101.31)
Veterans	2,000.00	326.33	20.91	3,564.98	754.68
TOTALS	295,912.15	753,898.94	501,516.37	1,700,950.54	500,593.72

Fund Type	Burnham*	Cameron	Casamero Lake*	Chichiltah	Chichinbeto*
Capital Outlay	231,454.15	429,344.35	62,586.76	233,339.65	210,858.22
Sales Tax	49,018.40	106,027.55	4,625.11	18,494.65	235,166.78
Temporary Employment	51,418.72	175,883.44	63,917.22	35,977.48	74,212.15
General Fund	80,229.06	0.00	193,815.98	(156.71)	217,738.63
LGA Grant	27,102.41	66,058.44	8,881.68	19,648.79	57,618.90
Housing Discretionary	24,611.27	75,759.61	(32.66)	11,764.01	7,839.16
Other	82,635.87	8,064.16	224.07	596.40	46,438.29
Educational Assistance	5,423.00	20,070.00	5,886.40	38,071.61	12,944.94
Stipends	13,492.90	8,142.21	13,836.28	2,535.83	13,613.68
Emergency	13,182.63	26,771.62	0.00	7,745.32	15,610.05
Land Claims Trust	2,537.20	17,298.65	2,566.37	3,579.92	(12,346.18)
Veterans	0.00	0.00	0.00	219.34	1.00
TOTALS	581,105.61	933,420.03	356,307.21	371,816.29	879,695.62

Fund Type	Chinle*	Church Rock	Coalmine Canyon	Coppermine	Cornfields*
Capital Outlay	25,691.83	363,270.52	242,969.56	272,697.28	147,649.31
Sales Tax	164,220.44	5,917.21	323,944.96	166,922.86	118,885.96
Temporary Employment	(49,774.97)	53,659.12	89,704.10	22,289.77	14,015.18
General Fund	99,938.04	(840.23)	5.58	0.00	29,037.11
LGA Grant	0.00	1,222.04	22,574.40	22,952.66	726.27
Housing Discretionary	10,373.23	30,482.22	7,054.44	4,505.46	20,203.86
Other	42,008.75	6,281.66	(108.22)	18,058.34	18,939.02
Educational Assistance	7,784.01	33.50	9,039.03	8,010.00	1,092.00
Stipends	5,776.09	7,221.71	18,791.48	9,885.55	15,424.93
Emergency	0.00	(8,672.49)	15,700.47	0.00	1.29
Land Claims Trust	652.18	3,653.44	5,234.70	6,983.02	950.71
Veterans	0.00	12,431.50	700.00	4,660.37	0.00
TOTALS	306,669.60	473,660.20	735,610.50	536,965.31	366,925.65

Fund Type	Counselor	Cove*	Coyote Canyon	Crownpoint	Crystal
Capital Outlay	533,450.45	366,552.18	323,709.94	223,606.70	183,158.57
Sales Tax	67,101.37	139,234.85	364,476.43	32,101.11	121,576.09
Temporary Employment	133,492.42	95,846.57	88,757.93	151,323.45	116,973.31
General Fund	3,516.36	69,832.15	(27.90)	4,835.47	0.00
LGA Grant	51,875.06	185,714.87	10,871.37	24,015.13	16,594.95
Housing Discretionary	144,025.04	16,962.03	31,299.62	29,458.78	18,413.88
Other	20,237.34	27,227.90	21,682.13	(3,003.85)	2,740.50
Educational Assistance	28,324.94	7,234.00	6,120.26	21,746.30	7,340.79
Stipends	14,853.45	8,241.60	7,072.30	6,717.40	69,636.26
Emergency	79,739.23	16,728.50	18,851.83	(11,228.39)	19,311.92
Land Claims Trust	15,836.76	5,600.38	15,630.91	11,434.93	10,875.07
Veterans	11,176.53	3,100.00	0.00	0.00	0.00
TOTALS	1,103,628.95	942,275.03	888,444.82	491,007.03	566,621.34

Fund Type	Dennehotso*	Dilkon*	Forest Lake	Fort Defiance*	Gadilahti
Capital Outlay	78,364.45	9,132.77	306,214.71	213,455.45	141,366.40
Sales Tax	244,186.20	1,783.83	403,482.96	409,841.41	25,057.35
Temporary Employment	127,998.53	976.02	91,306.42	153,652.79	113,634.38
General Fund	110,834.94	5,576.87	14,549.71	127,535.70	134.10
LGA Grant	30,419.79	(2,461.81)	0.00	30,928.52	38,357.17
Housing Discretionary	17,317.92	3,243.94	66,047.42	64,442.97	32,882.42
Other	20,351.47	(6,314.92)	271,595.16	28,585.76	(22,563.65)
Educational Assistance	13,797.47	2,099.00	38,142.93	13,242.18	13,722.91
Stipends	9,451.93	11,122.09	9,490.68	20,392.95	13,430.28
Emergency	16,660.33	(46,801.68)	56,554.44	20,836.59	20,047.94
Land Claims Trust	4,432.20	2,173.73	16,467.49	21,447.35	5,613.84
Veterans	6,638.65	0.00	519.76	0.00	0.00
TOTALS	680,453.88	(19,470.16)	1,274,371.68	1,154,361.67	381,683.14

Fund Type	Ganado*	Greasewood Springs*	Hardrock	Hogback*	Houck*
Capital Outlay	95,770.76	32,709.50	205,341.31	328,898.89	75,929.64
Sales Tax	197,664.23	120,134.77	176,315.63	261,417.61	145,092.21
Temporary Employment	96,543.43	20,893.48	89,652.52	71,405.56	83,241.18
General Fund	54,253.13	261,289.83	(1,095.59)	207,232.55	84,376.00
LGA Grant	54,713.24	42,333.97	0.00	0.00	61,272.80
Housing Discretionary	1,639.20	12,903.48	50,740.43	26,774.49	37,652.69
Other	14,225.18	90,109.89	18,561.96	23,663.88	4,113.72
Educational Assistance	317.00	8,316.00	(328.00)	1,466.00	8,782.00
Stipends	9,762.04	12,945.86	(527.75)	21,227.31	15,730.95
Emergency	3,350.00	7,417.69	33,983.35	1,365.66	1,658.58
Land Claims Trust	58,498.19	6,187.54	15,894.03	3,012.98	4,240.97
Veterans	0.00	0.00	0.00	0.00	0.00
TOTALS	586,736.40	615,242.01	588,540.89	946,464.93	522,090.74

Fund Type	Huerfano	Indian Wells	Inscription House*	Iyanbito	Jeddito
Capital Outlay	244,830.26	169,308.99	27,106.75	47,007.06	253,563.27
Sales Tax	75,699.70	178,073.74	26,614.13	10,090.53	264,660.05
Temporary Employment	102,292.19	74,402.55	33,173.57	15,155.77	108,129.69
General Fund	10,712.13	0.00	31,366.64	3,391.77	0.00
LGA Grant	116,141.00	57,748.67	23,454.56	22,696.34	31,299.35
Housing Discretionary	101,402.12	28,922.08	5,522.42	309.43	47,803.95
Other	4,182.55	14,024.75	98,927.06	3,865.38	12,024.27
Educational Assistance	19,024.10	13,621.00	7,995.00	1,500.00	2,838.77
Stipends	8,751.20	20,991.51	7,968.74	5,260.61	16,033.28
Emergency	20,661.63	6,388.64	(1,788.58)	(16,194.74)	5,271.17
Land Claims Trust	13,245.85	10,635.94	748.87	4,678.48	5,739.36
Veterans	351.67	6,298.99	4,738.78	0.00	0.00
TOTALS	717,294.40	580,416.86	265,828.14	97,760.63	747,363.16

Fund Type	Kaibeto	Kayenta*	Kinlichee*	Klagetoh	Lake Valley
Capital Outlay	155,495.65	72,440.90	54,992.58	140,843.50	169,337.52
Sales Tax	145,592.48	248,970.60	126,962.89	253,137.13	18,605.09
Temporary Employment	114,193.03	120,304.84	85,290.68	91,801.63	46,441.82
General Fund	1,420.67	104,209.64	0.00	33.18	3,695.10
LGA Grant	19,609.47	75,962.58	100,403.72	7,652.87	32,198.12
Housing Discretionary	31,548.85	61,506.14	6,296.08	16,235.43	8,984.72
Other	(7,591.22)	9,996.79	3,876.51	30,180.62	10,443.35
Educational Assistance	7,088.62	30,738.21	5,150.51	163.76	8,970.18
Stipends	19,526.25	15,707.89	17,980.72	11,437.94	4,158.50
Emergency	(630.78)	37,962.13	2,349.55	25,802.66	7,499.49
Land Claims Trust	6,945.98	15,617.19	1,045.34	17,849.13	1,271.50
Veterans	1,403.95	540.94	90.48	0.00	31.13
TOTALS	494,602.95	793,957.85	404,439.06	595,137.85	311,636.52

Fund Type	LeChee*	Leupp*	Littlewater*	Low Mountain	Lukachukai
Capital Outlay	95,737.03	135,243.20	198,445.97	149,709.03	168,962.18
Sales Tax	508.47	248,189.60	18,930.36	75,412.33	247,724.39
Temporary Employment	61,557.68	89,025.41	111,517.42	69,109.63	71,517.91
General Fund	181,145.49	137,379.87	39,316.38	590.03	0.00
LGA Grant	57,491.65	80,142.01	26,081.72	148.00	(369.91)
Housing Discretionary	38,117.57	26,515.27	16,497.13	1,306.77	26,892.50
Other	20,090.89	21,186.95	5,363.13	758.39	5,630.15
Educational Assistance	10,364.50	3,070.91	37,287.34	41,508.91	16,892.00
Stipends	9,804.75	1,632.99	14,617.37	9,564.72	11,759.60
Emergency	(157.90)	2,938.09	19,875.44	858.47	50,184.80
Land Claims Trust	5,226.89	5,694.40	(372.38)	2,040.07	5,437.18
Veterans	(0.22)	6,151.37	469.66	0.00	82.00
TOTALS	479,886.80	757,170.07	488,029.54	351,006.35	604,712.80

Fund Type	Lupton*	Manuelito	Many Farms	Mariano Lake	Mexican Springs
Capital Outlay	121,251.75	40,696.48	207,066.36	38,835.07	129,034.51
Sales Tax	51,541.18	22,739.22	300,057.62	6,152.37	277,927.68
Temporary Employment	76,684.22	58,296.61	88,355.03	2,624.55	58,680.82
General Fund	78,255.32	0.05	2,264.96	0.00	1,852.43
LGA Grant	41,484.98	27,700.80	752.39	13,599.76	18,710.96
Housing Discretionary	16,258.90	16,690.73	15,628.27	5,411.56	16,824.00
Other	5,371.87	265.01	15,406.34	(16,206.65)	7,415.99
Educational Assistance	3,772.97	5,318.57	4,772.00	12,554.79	10,446.48
Stipends	6,905.57	4,875.51	6,835.79	7,630.88	11,443.33
Emergency	4,561.89	5,736.89	2,012.71	3,952.75	23,387.73
Land Claims Trust	4,056.02	4,662.21	10,400.34	3,816.14	9,539.74
Veterans	0.00	0.32	0.00	0.00	0.00
TOTALS	410,144.67	186,982.40	653,551.81	78,371.22	565,263.67

Fund Type	Mexican Water*	Nageezi	Nahata Dzili*	Nahodishgish	Naschitti*
Capital Outlay	29,063.41	42,373.41	67,024.60	426,613.31	307,194.05
Sales Tax	78,795.05	26,849.98	120,613.89	20,527.70	98,738.18
Temporary Employment	84,479.43	57,814.02	46,992.48	46,461.61	86,558.56
General Fund	8,034.81	0.00	0.00	16.32	104,360.03
LGA Grant	53,887.46	6,095.51	55,061.38	38,456.55	19,579.50
Housing Discretionary	32,987.40	8,601.42	12,214.65	20,584.17	9,493.70
Other	34,197.78	4,292.51	(130,364.52)	1,482.66	38,979.44
Educational Assistance	579.00	30,624.00	8,397.00	7,092.15	3,545.00
Stipends	9,133.03	9,652.45	(12,706.51)	52,362.80	19,386
Emergency	(44,962.57)	6,653.29	11,219.20	22,772.46	9,062.52
Land Claims Trust	3,680.32	(24,923.12)	6,831.98	12,028.58	1,679.33
Veterans	15,311.95	0.00	0.00	327.49	0.00
TOTALS	305,187.07	168,033.47	185,284.15	648,725.80	698,576.31

Fund Type	Navajo Mountain	Nazlini*	Nenahnezad	Newcomb*	Oak Springs
Capital Outlay	490,987.57	78,050.31	317,469.45	308,474.43	355,780.17
Sales Tax	246,466.14	126,646.26	285,745.15	120,365.47	312,809.66
Temporary Employment	107,321.14	74,984.58	248,412.45	64,556.40	92,140.24
General Fund	0.00	65,494.90	9,170.35	201,163.39	1,298.81
LGA Grant	49,360.61	26,675.54	86,822.94	101,597.44	31,581.04
Housing Discretionary	75,013.05	6,478.01	99,509.04	60,876.66	24,289.97
Other	91,707.42	76,219.67	154,767.05	322,291.10	1,960.82
Educational Assistance	0.00	2,285.00	8,356.00	8,263.48	32,433.83
Stipends	13,465.82	7,099.89	12,331.27	7,193.03	13,233.72
Emergency	67,279.64	2,212.07	36,797.96	7,111.69	15,335.17
Land Claims Trust	22,484.54	19,679.69	5,963.17	9,627.67	10,614.53
Veterans	15,467.68	0.00	0.00	795.00	3.73
TOTALS	1,179,553.61	485,825.92	1,265,344.83	1,212,315.76	891,481.69

Fund Type	Ojo Encino*	Oljato	Pinedale	Pinon*	Pueblo Pintado
Capital Outlay	212,294.47	504,588.15	24,431.83	397,450.18	82,234.48
Sales Tax	56,909.18	462,051.09	12,006.72	26,359.33	25,380.94
Temporary Employment	96,657.00	243,479.49	39,056.45	52,321.87	100,764.94
General Fund	22,700.40	3,289.03	271.99	33,515.12	0.00
LGA Grant	97,165.66	169,015.74	1,410.29	16,134.07	35,228.94
Housing Discretionary	4,665.54	274,207.58	11,975.02	1,594.59	44,598.95
Other	11,917.00	30,933.05	3,581.72	3,053.21	(23,901.35)
Educational Assistance	2,783.56	12,592.85	22,519.25	15,602.49	30,513.00
Stipends	26,790.88	21,914.34	6,798.28	11,767.61	23,540.62
Emergency	20,451.11	66,728.50	5,271.00	263.05	20,875.97
Land Claims Trust	3,498.19	124,687.75	3,837.66	15,677.93	6,107.19
Veterans	167.22	108.53	0.94	0.00	0.00
TOTALS	556,003.21	1,913,596.10	131,161.15	573,739.45	345,343.68

Fund Type	Red Lake	Red Mesa	Red Rock	Red Valley	Rock Point
Capital Outlay	518,034.82	73,671.56	55,127.43	283,691.41	103,463.35
Sales Tax	373,483.26	112,421.36	8,677.43	258,194.15	68,800.66
Temporary Employment	100,055.06	26,232.93	40,298.07	120,901.26	117,040.95
General Fund	0.00	88,330.13	2,815.65	9,259.56	0.00
LGA Grant	76,403.70	28,060.95	32,958.11	23,376.20	6,100.00
Housing Discretionary	42,305.74	41,958.09	20,405.78	63,936.46	46,572.03
Other	8,834.88	12,219.88	5,386.66	10,444.61	922.93
Educational Assistance	14,050.76	21,234.46	3,295.24	7,322.21	22,837.08
Stipends	16,996.29	7,890.95	15,103.55	25,660.19	18,877.19
Emergency	18,282.60	7,732.28	13,232.76	62,534.12	6,090.61
Land Claims Trust	4,445.86	5,487.09	8,193.95	7,412.85	2,131.94
Veterans	0.00	1,400.00	0.00	1,193.10	0.00
TOTALS	1,172,892.97	426,639.68	205,494.63	873,926.12	392,836.74

Fund Type	Rock Springs	Rough Rock	Round Rock	San Juan*	Sanostee
Capital Outlay	292,124.83	191,276.39	268,628.99	752,735.92	307,009.62
Sales Tax	77,898.29	354,622.91	478,757.73	139,482.93	49,992.88
Temporary Employment	166,484.78	140,274.95	76,810.18	25,750.68	101,989.06
General Fund	1,869.29	0.00	172.00	86,047.55	768.24
LGA Grant	55,083.32	12,161.83	9,753.52	171,844.68	56,089.24
Housing Discretionary	38,015.09	15,469.73	3,242.62	22,755.00	79,348.78
Other	3,070.39	6,845.77	172.20	51,705.26	1,220.59
Educational Assistance	26,964.00	5,894.25	18,992.85	3,406.00	12,914.96
Stipends	6,713.55	19,955.56	11,327.50	14,124.20	4,391.71
Emergency	24,766.57	21,400.35	3,295.35	20,835.43	(17,156.72)
Land Claims Trust	10,242.19	33,183.26	7,332.38	11,596.52	11,643.15
Veterans	0.00	0.00	2,764.30	522.84	433.36
TOTALS	703,232.30	801,085.00	881,249.62	1,300,807.01	608,644.87

Fund Type	Sawmill	Sheep Springs*	Shiprock	Shonto*	Smith Lake
Capital Outlay	122,711.31	113,788.56	246,622.60	281,826.41	82,987.07
Sales Tax	160,627.22	100,867.76	182,316.85	94,783.13	3,014.63
Temporary Employment	99,656.78	58,827.46	251,526.56	36,574.32	9,364.62
General Fund	412.82	98,160.63	5,194.98	46,214.40	0.00
LGA Grant	12,098.69	8,280.18	93,580.25	5,493.19	8,409.39
Housing Discretionary	6,266.28	23,265.71	31,430.86	22,366.89	15,543.60
Other	15,944.21	11,344.47	17,116.02	71,027.00	2,139.27
Educational Assistance	8,950.85	5,295.21	46,634.56	11,339.00	6,631.45
Stipends	20,962.57	15,966.86	57,651.07	10,581.63	15,093.89
Emergency	5,683.33	13,699.44	32,030.36	5,612.18	(13,591.59)
Land Claims Trust	28,255.67	10,938.57	27,091.85	2,803.39	5,804.95
Veterans	0.00	0.00	1,841.94	0.00	336.55
TOTALS	481,569.73	460,434.85	993,037.90	588,621.54	135,733.83

Fund Type	St. Michaels	Standing Rock	Steamboat*	Sweetwater*	Teec Nos Pos
Capital Outlay	283,951.16	164,461.43	316,700.75	158,778.65	45,964.88
Sales Tax	445,851.92	16,510.85	184,965.72	88,862.70	113,907.15
Temporary Employment	200,030.45	33,466.41	119,732.69	95,869.12	165,300.13
General Fund	0.00	94.01	93,415.35	115,055.99	0.00
LGA Grant	49,176.45	13,073.47	9,379.49	12,592.93	13,633.35
Housing Discretionary	51,366.57	18,564.61	78,082.94	11,138.89	77,459.78
Other	46,812.57	3,469.92	4,995.36	10,049.29	9,374.64
Educational Assistance	76,990.62	16,030.84	5,438.01	8,025.00	14,918.10
Stipends	33,128.48	5,232.78	13,952.75	9,333.38	16,017.40
Emergency	50,429.92	6,706.10	10,188.11	13,506.84	19,003.96
Land Claims Trust	41,041.43	196.83	15,761.59	3,783.14	12,212.25
Veterans	0.00	312.30	0.00	2,495.71	0.00
TOTALS	1,278,779.57	278,119.55	852,612.76	529,491.64	487,791.64

Fund Type	Teesto*	Thoreau	Toadlena Two Grey Hills*	Tohajiilee	Tohatchi
Capital Outlay	41,725.10	189,614.99	88,779.88	149,169.42	59,152.40
Sales Tax	99,630.90	23,964.24	94,786.00	26,500.98	178,842.90
Temporary Employment	98,282.97	47,319.98	81,551.40	11,532.77	77,709.64
General Fund	82,854.76	9,084.25	34,027.69	40,951.99	2,815.54
LGA Grant	8,143.18	29,034.41	7,977.86	28,599.54	29,811.24
Housing Discretionary	0.00	10,395.42	14,357.79	62,185.44	30,707.13
Other	868.67	3,881.81	17,294.00	158,520.77	30,050.89
Educational Assistance	1,926.00	14,907.00	15,294.97	9,437.18	2,687.98
Stipends	9,256.19	9,997.63	7,270.45	14,697.76	21,755.36
Emergency	137.23	(99,688.88)	17,044.60	(67,285.59)	7,728.15
Land Claims Trust	15,143.18	4,555.65	3,579.04	13,412.93	12,767.89
Veterans	0.00	0.00	0.00	1,676.22	0.00
TOTALS	357,968.18	243,066.50	381,963.68	449,399.41	454,029.12

Fund Type	Tolani Lake	Tonalea*	Torreón Star Lake	Tsaile Wheatfields	Tsayatoh
Capital Outlay	121,346.77	417,821.89	261,868.26	137,892.41	166,815.83
Sales Tax	59,527.43	459,745.23	25,878.57	163,521.10	23,023.00
Temporary Employment	85,257.76	108,931.72	84,555.07	22,764.43	118,266.83
General Fund	0.00	106,036.21	3,402.45	0.00	0.00
LGA Grant	1,957.76	132,135.42	6,943.31	2,901.26	30,104.11
Housing Discretionary	12,335.23	154,913.99	50,972.53	18,656.91	17,537.39
Other	22,222.51	40,184.43	33,018.95	4,045.07	16.92
Educational Assistance	(2,177.52)	84,250.63	19,798.19	19,435.00	9,491.34
Stipends	7,766.84	27,717.40	13,944.77	7,345.66	21,497.01
Emergency	1,135.58	24,926.10	14,844.37	40,443.27	10,140.94
Land Claims Trust	7,213.87	37,143.60	4,051.10	8,089.34	2,407.75
Veterans	0.00	125.75	0.00	0.11	0.00
TOTALS	316,606.23	1,593,932.37	519,277.57	425,094.56	399,301.12

Fund Type	Tselani Cottonwood	Tuba City*	Twin Lakes	Upper Fruitland*	Whippoorwill*
Capital Outlay	205,792.68	718,876.78	222,869.43	118,233.73	94,585.08
Sales Tax	427,783.76	4,305,217.39	199,361.01	169,685.54	288,301.92
Temporary Employment	196,831.53	2,688.29	92,119.23	99,825.01	189,318.36
General Fund	0.00	144,975.83	0.73	184,259.71	148,084.90
LGA Grant	0.00	0.00	19,729.60	46,069.25	24,837.37
Housing Discretionary	0.00	9,373.04	690.05	22,401.44	57,539.05
Other	10,267.16	361,367.72	(10,834.73)	82,994.44	3,485.10
Educational Assistance	4,275.00	3,233.00	0.00	6,809.81	49,082.00
Stipends	5,510.83	53,967.04	5,549.78	28,628.25	61,983.74
Emergency	22,039.94	0.00	8,725.91	11,786.30	23,631.87
Land Claims Trust	29,002.49	4,825.36	5,671.25	6,776.43	15,976.65
Veterans	0.00	24,654.93	0.00	215.18	210.98
TOTALS	901,503.39	5,629,179.38	543,882.26	777,685.09	957,037.02

Fund Type	White Rock*	Whitecone	Whitehorse Lake	Wide Ruins	Ramah
Capital Outlay	94,728.94	65,424.92	17,240.79	614,399.68	No Data
Sales Tax	12,067.02	22,533.34	12,329.26	319,828.37	No Data
Temporary Employment	69,891.78	22,859.86	42,139.61	264,391.12	No Data
General Fund	170,900.23	0.00	0.00	134,128.22	No Data
LGA Grant	20,847.14	25,821.87	31,056.84	75,749.32	No Data
Housing Discretionary	8,216.69	22,999.02	7,600.45	80,756.32	No Data
Other	26,045.07	9,535.23	1,157.72	16,503.44	No Data
Educational Assistance	135.56	14,655.89	2,515.14	45,537.71	No Data
Stipends	11,832.11	11,742.20	4,035.07	18,505.31	No Data
Emergency	3,898.74	23,531.07	2,040.00	45,005.72	No Data
Land Claims Trust	(9,784.17)	3,921.34	9,942.53	33,020.58	No Data
Veterans	2,659.16	14.62	0.00	8,202.65	No Data
TOTALS	411,438.27	223,039.36	130,057.41	1,656,028.44	No Data

* LGA-certified Chapters