





## 23<sup>rd</sup> NAVAJO NATION COUNCIL LEGISLATION SPONSORSHIP WITHDRAWAL

I, , Primary  
Sponsor of proposed legislation hereby withdraw my  
sponsorship of the proposed legislation. The legislation  
tracking number is 0114-18.

If there are any co-sponsors, they may re-sponsor the same  
bill by beginning a new legislation.

**SPONSOR SIGNATURE:**



**DATE:**

05/08/18

LEGISLATIVE SUMMARY SHEET

Tracking No. 0114-18

**DATE:** March 23, 2018

**SUBJECT** AN ACTION RELATING TO THE BUDGET AND FINANCE AND NAABIK'ÍYÁTI' COMMITTEES AND NAVAJO NATION COUNCIL; DESIGNATING THE NET PROCEEDS FROM THE SETTLEMENT OF *NAVAJO RAMAH CHAPTER, ET AL., V. JEWELL*, No. 90-CV-957 (D.N.M.) BE DEPOSITED IN THE SÍHASIN FUND PURSUANT TO 12 N.N.C. § 2501

**PURPOSE:** The purpose of this legislation is to deposit the settlement amount from Navajo litigation into the Síhasin Fund.


**This written summary does not address recommended amendments as may be provided by the standing committees. The Office of Legislative Counsel requests each Council Delegate review the proposed resolution in detail.**

5-DAY BILL HOLD PERIOD: NR  
Website Posting Time/Date: 5:37pm 3/28/18  
Posting End Date: 04-02-18  
Eligible for Action: 04-03-18

**Budget & Finance Committee**  
  
THENCE  
**Naa'bik'iyáti' Committee**  
  
THENCE  
  
**Navajo Nation Council**

PROPOSED NAVAJO NATION COUNCIL RESOLUTION  
23<sup>rd</sup> NAVAJO NATION COUNCIL – Fourth Year, 2018

INTRODUCED BY

  
(Prime Sponsor)

TRACKING NO. 0114-18

AN ACTION  
RELATING TO THE BUDGET AND FINANCE AND NAABIK'ÍYÁTI'  
COMMITTEES AND NAVAJO NATION COUNCIL; DESIGNATING THE NET  
PROCEEDS FROM THE SETTLEMENT OF *NAVAJO RAMAH CHAPTER, ET*  
*AL., V. JEWELL*, No. 90-CV-957 (D.N.M.) BE DEPOSITED IN THE SÍHASIN  
FUND PURSUANT TO 12 N.N.C. § 2501

BE IT ENACTED:

Section One. Authority

- A. The Navajo Nation Council is the governing body of the Navajo Nation and enacts laws and sets policy for the Navajo Nation. 2 N.N.C. § 102 (A).
- B. The Naabik'iyáti' Committee of the Navajo Nation Council is empowered to review proposed legislation which requires final action by the Navajo Nation Council. 2 N.N.C. §164 (A) (9).
- C. The Budget and Finance Committee of the Navajo Nation Council is empowered to review and recommend to the Navajo Nation Council the budgeting, appropriation, investment, and management of all funds. 2 N.N.C. § 301 (B) (2).

Section Two. Findings

- A. *Navajo Ramah Chapter, et al., v. Jewell*, No. 90-CV-957 (D.N.M) is a class action lawsuit filed in 1990 against the United States Department of Interior's (DOI) for

1 failure to pay full contract support costs to tribes and tribal organizations contracting  
2 to run Bureau of Indian Affairs' (BIA) programs through the Indian Self-  
3 Determination and Education Assistance Act of 1975 (ISDA), Pub. L. 93-638, as  
4 amended.

5 B. In 1990, the Ramah Chapter brought suit in the United States District Court of the  
6 District Court of New Mexico claiming that the DOI improperly calculated indirect  
7 cost rates for ISDA contractors; and in 1993, the District Court certified a class of all  
8 Tribes, including the Navajo Nation, and tribal organizations that have ISDA  
9 contracts or compacts.

10 C. In 1999 and 2002, the parties entered settlement agreements to resolve unpaid  
11 contract support costs for the years 1989 through 1993; and in 2008, the parties  
12 entered a third settlement agreement to reform the indirect cost rate system.

13 D. The Final Settlement Agreement, as set forth in the Claim Form Amounts for Class  
14 Members attached as **Exhibit A**, awards a settlement amount of fifty-eight million  
15 four hundred thirteen thousand eight hundred nine dollars and thirty-six cents  
16 (\$58,413,809.36) to the Navajo Nation. See **Exhibit A**, page 10.

17 E. The Navajo Nation Council established the Síhasin Fund, which provides,  
18 "[a]dditional deposits, when duly designated, may be made to the Fund from the net  
19 proceeds of settlement or judgment awards of other litigation brought against the  
20 United States concerning its failure ensure that the Navajo Nation received all funds  
21 due and owing under the United States' trust obligation and fiduciary duties." 12  
22 N.N.C. § 2501(A).

23 F. The Navajo Nation Council agrees that the *Navajo Ramah Chapter, et al., v. Jewell*  
24 settlement award to the Navajo Nation meets the criteria of 12 N.N.C. § 2501 and  
25 that the net proceeds from such settlement are eligible for deposit in the Síhasin Fund,  
26 and the Navajo Nation Council determines that the best use of the settlement proceeds  
27 is to deposit the net proceeds into the Síhasin Fund.

### 28 29 **Section Three. Approving and Designating**

30 The Navajo Nation Council, pursuant to 12 N.N.C. § 2501, hereby approves and

1 designates that the net proceeds of fifty-eight million four hundred thirteen thousand  
2 eight hundred nine dollars and thirty-six cents (\$58,413,809.36) awarded to the Navajo  
3 Nation in the settlement of *Navajo Ramah Chapter, et al., v. Jewell*, No. 90-CV-957  
4 (D.N.M), be deposited in and added to the Síhasin Fund.  
5  
6  
7  
8  
9  
10  
11  
12  
13  
14  
15  
16  
17  
18  
19  
20  
21  
22  
23  
24  
25  
26  
27  
28  
29  
30



**EXHIBIT****CLAIM FORM AMOUNTS FOR CLASS MEMBERS****EXHIBIT****A****Computation of Net Settlement Amount**

Settlement Amount	\$ 947,965,659.39
Less Reserve Account*	
	\$ 4,000,000.00
Less Attorneys' Fees (8.5% of \$947,965,659.39) *	\$ 80,577,081.05
Less Costs*	\$ 1,126,583.72
Less \$1 payments for 3 TOP Class Members with Full Offsets**	\$ 3.00
<b>Net Settlement Amount</b>	<b>\$ 862,261,991.62</b>

\*The amount actually paid into the Reserve Account and to Attorneys' Fees will be slightly reduced because three Class members will not contribute due to Treasury offsets. However, the rest of the Class will pay into the Reserve Account and to Attorneys' Fees their shares of the full amounts for these two funds.

\*\*The Judgment Fund made three \$1 payments to the three Class Members with full TOP offsets. These three dollars result in a corresponding \$3.00 discrepancy in the final payment calculations.

	A	B	C
	CLASS MEMBER	PERCENTAGE SHARE	SHARE OF NET SETTLEMENT AMOUNT BEFORE TREASURY DEDUCTIONS
1	1854 AUTHORITY	0.15441745566490400%	\$ 1,331,483.03
2	ABSENTEE SHAWNEE	0.23610417778169000%	\$ 2,035,836.59
3	AGDAAGUX TRIBAL COUNCIL	0.03596283066021100%	\$ 310,093.82
4	AGUA CALIENTE BAND OF CAHUILLA	0.00734833384035588%	\$ 63,361.89
5	AK-CHIN INDIAN COMMUNITY	0.05610222092964630%	\$ 483,748.13
6	AKIACHAK NATIVE COMMUNITY	0.02971876837852420%	\$ 256,253.64
7	AKIAK NATIVE COMMUNITY	0.07289089571147580%	\$ 628,510.49
8	ALABAMA COUSHATTA INDIAN RESER	0.22912273167474700%	\$ 1,975,638.23
9	ALABAMA-QUASSARTE TRIBAL TOWN	0.08623124638496410%	\$ 743,539.26
10	ALAKANUK TRADITIONAL COUNCIL	0.00187222092527478%	\$ 16,143.45
11	ALAMO NAVAJO SCHOOL BOARD	0.01872220925274780%	\$ 161,434.49
12	ALASKA VILLAGE INITIATIVES	0.00187222092206880%	\$ 16,143.45
13	ALATNA VILLAGE COUNCIL	0.00093611046103440%	\$ 8,071.72
14	ALBUQUERQUE AREA INDIAN HEALTH	0.00093611046103440%	\$ 8,071.72
15	ALEUTIAN PRIBILOF ISLANDS ASSOCIATION	0.47854122967169000%	\$ 4,126,279.14
16	ALGAACIQ TRIBAL GOVERNMENT	0.00187222092527478%	\$ 16,143.45
17	ALL INDIAN PUEBLO COUNCIL INC	0.00946639982547366%	\$ 81,625.17

EXHIBIT 4

## CLAIM FORM AMOUNTS FOR CLASS MEMBERS

18	ALTURAS INDIAN RANCHERIA	0.00411046070870306%	\$	35,442.94
19	AMER INDIAN CHILD RESOURCE CTR	0.00936110461034401%	\$	80,717.25
20	AMERICAN INDIAN CTR OF CENT-CA	0.00655277322724081%	\$	56,502.07
21	AMERICAN INDIAN INSTITUTE FOR	0.00280833138310320%	\$	24,215.17
22	AMERICAN INDIAN SERVICES INC	0.00280833138791217%	\$	24,215.17
23	ANGOON COMMUNITY ASSOCIATION	0.00187222092527478%	\$	16,143.45
24	ANNETTE ISLAND SCHOOL DISTRICT	0.00374444185054956%	\$	32,286.90
25	ANVIK VILLAGE	0.01795679651061760%	\$	154,834.63
26	APACHE TRIBE OF OKLAHOMA	0.02046088494595330%	\$	176,426.43
27	ARCTIC SLOPE NATIVE ASSN	0.12299134443979500%	\$	1,060,507.62
28	ARCTIC VILLAGE COUNCIL	0.00187222092527478%	\$	16,143.45
29	AROOSTOOK BAND OF MICMACS	0.11433624501775600%	\$	985,877.98
30	ASA'CARSAIMIUT TRIBAL COUNCIL	0.04014532218448200%	\$	346,157.85
31	ASSOC OF VILLAGE COUNCIL PRESI	1.02956381788218000%	\$	8,877,537.48
32	ATHABASCAN TRIBAL GOVERNMENTS, COUNCIL OF	0.01310554647692350%	\$	113,004.15
33	ATKA IRA VILLAGE COUNCIL	0.00187222092206880%	\$	16,143.45
34	ATMAUTHLUAK TRADITIONAL COUNCL	0.03542486520571770%	\$	305,455.15
35	AUBURN RANCHERIA	0.00561666276620640%	\$	48,430.35
36	AUGUSTINE BAND-MISSION INDIANS	0.01924351419043610%	\$	165,929.51
37	BAD RIVER BAND OF LAKE	0.06886307864141290%	\$	593,780.15
38	BARONA BAND OF MISSION INDIANS	0.00748888370109913%	\$	64,573.80
39	BARROW, NATIVE VILLAGE OF	0.22516338380972400%	\$	1,941,498.28
40	BATTLE MOUNTAIN BAND COUNCIL	0.09377170898709990%	\$	808,557.81
41	BAY MILLS INDIAN COMMUNITY	0.24562530193745700%	\$	2,117,933.62
42	BEAR RIVER BAND OF ROHNERVILLE	0.05616388838704340%	\$	484,279.86
43	BEAVER VILLAGE COUNCIL	0.02574055890003280%	\$	221,951.06
44	BENTON PAIUTE RESERVATION	0.00936110462637391%	\$	80,717.25
45	BERRY CREEK RANCHERIA	0.04015755623287030%	\$	346,263.34
46	BIG LAGOON RANCHERIA	0.06410887898959590%	\$	552,786.50
47	BIG PINE PAIUTE TRIBE OF THE O	0.03807297915041710%	\$	328,288.83
48	BIG SANDY RANCHERIA	0.03045755548964770%	\$	262,623.92
49	BIG VALLEY RANCHERIA	0.04362800283411390%	\$	376,187.69
50	BILL MOORE SLOUGH ELDER'S CNCL	0.01216943601428610%	\$	104,932.42
51	BIRCH CREEK TRIBAL COUNCIL	0.00093611046103440%	\$	8,071.72
52	BISHOP RESERVATION	0.07759726348296300%	\$	669,091.71
53	BLACKFEET TRIBE	0.36922496939999000%	\$	3,183,686.57
54	BLUE LAKE RANCHERIA	0.11824488917374700%	\$	1,019,580.74
55	BOARD OF EDUCATION	0.00513983177096103%	\$	44,318.82
56	BONSALL UNION SCHOOL DISTRICT	0.00561666277582435%	\$	48,430.35
57	BRIDGEPORT INDIAN COLONY	0.03170779411518150%	\$	273,404.26
58	BRISTOL BAY NATIVE ASSOCIATION	1.77854947001728000%	\$	15,335,756.08
59	BROWNSTONE WOMAN PROJECT	0.00280833138791217%	\$	24,215.17
60	BUCKLAND IRA COUNCIL	0.02969749490156050%	\$	256,070.21
61	BUENA VISTA RANCHERIA OF ME-WU	0.06204406174569540%	\$	534,982.36
62	BURNS PAIUTE TRIBE	0.10949153750963500%	\$	944,103.91



## EXHIBIT B

## CLAIM FORM AMOUNTS FOR CLASS MEMBERS

63	CA INDIAN FOREST & FIRE MGMT.	0.01123332553241280%	\$	96,860.70
64	CABAZON BAND OF MISSION INDIANS	0.07389022956998910%	\$	637,127.37
65	CACHE INDIAN PARENT COMMITTEE	0.00093611046103440%	\$	8,071.72
66	CACHE PUBLIC SCHOOLS	0.00280833138310320%	\$	24,215.17
67	CADDO TRIBE OF OKLAHOMA	0.02148374566145200%	\$	185,246.17
68	CAITO TRIBE	0.03158091489294720%	\$	272,310.23
69	CAHUILLA BAND OF INDIANS	0.01403079052375240%	\$	120,982.17
70	CALIFORNIA INDIAN MANPOWER	0.00468055230517200%	\$	40,358.62
71	CALIFORNIA INDIAN WATER	0.00187122092206880%	\$	16,143.45
72	CALIFORNIA VALLEY MIWOK TRIBE	0.03737374501161190%	\$	322,259.60
73	CAMPO BAND OF MISSION INDIANS	0.02956995819949080%	\$	254,970.51
74	CAPITOL AREA INDIAN RESOURCES, INC.	0.00093611046103440%	\$	8,071.72
75	CATAWBA INDIAN NATION	0.06301599069887940%	\$	543,362.94
76	CAYUGA NATION	0.01310554647692350%	\$	113,004.15
77	CEDARVILLE RANCHERIA	0.05739951148174510%	\$	494,934.17
78	CENTRAL TRIBES OF SHAWNEE AREA	0.00374444184413760%	\$	32,286.90
79	CHALKYITISIK VILLAGE COUNCIL	0.02469213537488330%	\$	212,910.90
80	CHEESH-NA TRIBE (PREVIOUSLY LISTED AS THE NATIVE VILLAGE OF CHISTOCHINA)	0.04116397589426940%	\$	354,941.32
81	CHEFONAK TRADITIONAL COUNCIL	0.00936110462637391%	\$	80,717.25
82	CHIEHALIS BUSINESS COUNCIL	0.25258557339609500%	\$	2,177,949.40
83	CHEMEHUEVI INDIAN TRIBE	0.05404193090007360%	\$	465,983.03
84	CHEROKEE BOYS CLUB INC	0.02428094389689330%	\$	209,365.35
85	CHEROKEE NATION	0.96821916976788500%	\$	8,348,585.90
86	CHEYAK TRADITIONAL COUNCIL	0.01114349349307290%	\$	96,086.11
87	CHEYENN ARAPAHO HOUSING AUTHOR	0.00093611046263739%	\$	8,071.72
88	CHEYENNE RIVER SIOUX TRIBE	0.80501809728676000%	\$	6,941,365.08
89	CHEYENNE-ARAPAHO TRIBES OF OKL.	0.38447622659850600%	\$	3,315,192.37
90	CHICKALON NATIVE VILLAGE	0.05568414082180240%	\$	480,143.18
91	CHICKASAW NATION	0.36238441139667100%	\$	3,124,703.04
92	CHICKEN RANCH RANCHERIA	0.01567469309710210%	\$	135,156.92
93	CHIEF DULL KNIFE COLLEGE	0.16832527339513100%	\$	1,451,404.85
94	CHIEF-BUG 0 NAY GE SHIG SCHOOL	0.18619717369368400%	\$	1,605,507.46
95	CHIGNIK LAGOON VILLAGE COUNCIL	0.00093611046263739%	\$	8,071.72
96	CHIGNIK LAKE TRADITIONAL COUNCIL	0.00280833138791217%	\$	24,215.17
97	CHILKAT INDIAN VILLAGE	0.04638219014856470%	\$	399,936.00
98	CHILKOOT INDIAN ASSOCIATION	0.00395336182523146%	\$	34,088.34
99	CHINIK ESKIMO COMMUNITY	0.00374444185054956%	\$	32,286.90
100	CHIPPEWA OTTAWA RESOURCE AUTHO.	0.01591387783758480%	\$	137,219.32
101	CHIPPEWA-CREE INDIANS OF THE ROCKY BOY'S RESERVATION	1.10596203528847000%	\$	9,536,290.27
102	CHITIMACHA TRIBE OF LOUISIANA	0.19774628371152000%	\$	1,705,091.04



EXHIBIT 1

## CLAIM FORM AMOUNTS FOR CLASS MEMBERS

103	CHITINA VILLAGE COUNCIL	0.04445843988779290%	\$ 383,348.23
104	CHOCTAW NATION	0.41882802885567800%	\$ 3,611,394.90
105	CHUATHIBALUK TRADITIONAL COUNCIL	0.01672010427938140%	\$ 144,171.10
106	CHUGACH REGIONAL RESRCS COMMSN	0.05398064376585800%	\$ 465,454.57
107	CHUGACHMIUT	0.32141444117641300%	\$ 2,771,434.56
108	CHULONAWICK NATIVE VILLAGE	0.01490811280245760%	\$ 128,546.99
109	CHUSKA SCHOOL BOARD OF	0.00438950430623285%	\$ 37,849.03
110	CIRCLE OF LIFE SURVIVAL SCHOOL	0.02455561304041200%	\$ 211,733.72
111	CIRCLE VILLAGE COUNCIL	0.00955998124366934%	\$ 82,432.08
112	CITIZEN BAND OF POTAWATOMI	0.20769624635643400%	\$ 1,790,885.79
113	CLOVERDALE RANCHERIA TRIBE	0.05057348794915410%	\$ 436,075.96
114	COAST INDIAN COMMUNITY OF	0.05610392401325280%	\$ 483,762.81
115	COCOPAH INDIAN TRIBE	0.09455481012768590%	\$ 815,310.19
116	COEUR D'ALENE TRIBE OF IDAHO	0.49491661294585300%	\$ 4,267,477.84
117	COLD SPRINGS RANCHERIA	0.02058707006986740%	\$ 177,514.48
118	COLORADO RIVER INDIAN TRIBES	0.28952058655586700%	\$ 2,496,425.98
119	COLUMBIA RIVER INTERTR FISH CO	0.85748692500185200%	\$ 7,393,783.84
120	COLUSA RANCHERIA	0.00655277323846174%	\$ 56,502.07
121	COLVILLE BUSINESS COUNCIL	1.55672316713613000%	\$ 13,423,032.18
122	COMANCHE NATION	0.06809601409391690%	\$ 587,166.05
123	CONF TRBS OF COOS LOWER UMPQUA	0.17558620693162200%	\$ 1,514,013.12
124	CONF TRBS UMATILLA IND RESERVATION	0.69180066113484600%	\$ 5,965,134.16
125	CONF TRBS&BDS OF YAKIMA IND NATION	0.84282435297567800%	\$ 7,267,354.05
126	CONF TRIBES OF THE GRANDE ROND	0.61750173024121600%	\$ 5,324,482.72
127	CONF TRIBES OF WARM SPRINGS	0.88190153260134300%	\$ 7,604,301.72
128	CONFEDERATED SALISH AND	0.96607329974683800%	\$ 8,330,082.87
129	CONFEDERATED TRIBE GOSHUTE RES	0.08140202448238760%	\$ 701,898.72
130	COOK INLET TRIBAL COUNCIL	0.16670593953749400%	\$ 1,437,441.95
131	COPPER RIVER NATIVE ASSOCIATIO	0.12976450551083900%	\$ 1,118,910.01
132	COQUILLE INDIAN TRIBE	0.41790384336571800%	\$ 3,603,426.00
133	CORTINA RANCHERIA	0.04803607011801210%	\$ 414,196.77
134	COUSIATTA TRIBE OF LOUISIANA	0.10175740108053900%	\$ 877,415.39
135	COW CREEK AND OF UMPQUA TRIBE	0.10685740050797000%	\$ 921,390.75
136	COWLITZ INDIAN TRIBE	0.03099134188008650%	\$ 267,226.56
137	COYOTE VALLEY BAND OF POMO IND	0.02854298548973550%	\$ 246,115.32
138	CRAIG COMMUNITY ASSOCIATION	0.00187222092206880%	\$ 16,143.45
139	CROOKED CREEK TRAD. COUNCIL	0.01108158097647040%	\$ 95,552.26
140	CROW CREEK SIOUX TRIBE	0.11654235327963000%	\$ 1,004,900.42
141	CROW TRIBE OF MONTANA	0.33901096614934000%	\$ 2,923,162.71
142	CURYUNG TRIBAL COUNCIL	0.00187222092527478%	\$ 16,143.45
143	DEL NORTE COUNTY UNIFIED	0.00842499414930961%	\$ 72,645.52

EXHIBIT F

## CLAIM FORM AMOUNTS FOR CLASS MEMBERS

144	DELAWARE NATION	0.03363119104360740%	\$ 289,988.98
145	DELAWARE TRIBE OF INDIANS	0.00873548184692319%	\$ 75,322.74
146	DEVIL'S LAKE SIOUX TRIBE	0.00374444185054956%	\$ 32,286.90
147	DINE BI OLTA SCHOOL BOARD ASSC	0.17937496699090100%	\$ 1,546,682.16
148	DOT LAKE VILLAGE COUNCIL	0.01993704762366150%	\$ 171,909.58
149	DOUGLAS INDIAN ASSOCIATION	0.03830082716614000%	\$ 330,253.48
150	DRY CREEK RANCHERIA BAND OF PO	0.03280804964565060%	\$ 282,891.34
151	DUCK VALLEY, SHOSHONE-PAIUTE OF	0.29304727048250500%	\$ 2,526,835.23
152	DUCKWATER SHOSHONE TRIBE	0.19794335241130900%	\$ 1,706,790.29
153	EAGLE TRADITIONAL COUNCIL	0.00498066396658540%	\$ 42,946.37
154	EASTERN BAND OF CHEROKEE INDIA	0.13781196667627300%	\$ 1,188,300.21
155	EASTERN SHAWNEE TRIBE OF OKLAH	0.09990288932719190%	\$ 861,424.64
156	EEK TRADITIONAL COUNCIL	0.01322767764768310%	\$ 114,057.24
157	EGEGIK VILLAGE COUNCIL	0.00093611046263739%	\$ 8,071.72
158	EIGHT NORTHERN INDIAN PUEBLOS	0.01899434016436920%	\$ 163,780.98
159	EKWOK VILLAGE COUNCIL	0.00093611046263739%	\$ 8,071.72
160	ELEM INDIAN COLONY	0.04338021438890310%	\$ 374,051.10
161	ELK VALLEY RANCHERIA	0.06756801250731560%	\$ 582,613.29
162	ELKO BAND COUNCIL	0.08251801641756490%	\$ 711,521.49
163	ELY SHOSHONE TRIBE	0.13893116052770700%	\$ 1,197,950.59
164	EMMONAK TRIBAL COUNCIL	0.04249132777856850%	\$ 366,386.57
165	ENTERPRISE RANCHERIA	0.04416450584943870%	\$ 380,813.75
166	EVANSVILLE VILLAGE	0.00093611046103440%	\$ 8,071.72
167	EWIIAAPAAY BAND OF KUMEYAAV INDIANS	0.07043026201181470%	\$ 607,293.38
168	EYAK, NATIVE VILLAGE OF	0.02419374302331060%	\$ 208,613.45
169	FAIRBANKS NATIVE ASSOCIATION	0.07182871778859410%	\$ 619,351.73
170	FALL RIVER JOINT UNIFIED	0.01123332553241280%	\$ 96,860.70
171	FALLON PAIUTE SHOSHONE TRIBE	0.12625928401833900%	\$ 1,088,685.82
172	FALSE PASS TRIBAL COUNCIL	0.00706166542038242%	\$ 60,890.06
173	FED. INDIANS OF GRATON RANCHER	0.01184658943725960%	\$ 102,148.64
174	FLANDREAU SANTEE SIOUX TRIBE	0.10229130144009400%	\$ 882,019.01
175	FOND DU LAC OJIBWAY SCHOOL	0.02423958511423330%	\$ 209,008.73
176	FOREST COUNTY POTAWATOMI COMMU	0.02648133525532330%	\$ 228,338.49
177	FORT BELKNAP COMMUNITY COUNCIL	0.71506681211874800%	\$ 6,165,749.34
178	FORT BERTHOLD HOUSING AUTH	0.00206317487935780%	\$ 17,789.97
179	FORT MCDERMITT PAIUTE SHOSHONE	0.04419578536569330%	\$ 381,083.46
180	FORT MCDOWELL MOHAVE APACHE	0.08238860239915350%	\$ 710,405.60
181	FORT MOJAVE INDIAN TRIBE	0.17210459362979600%	\$ 1,483,992.50
182	FORT PECK TRIBAL EXECUTIVE BD	0.41908914164501200%	\$ 3,613,646.38
183	FORT SILL APACHE TRIBE	0.05463553942446020%	\$ 471,101.49
184	FT BERTHOLD COMMUNITY COLLEGE	0.02823146238137170%	\$ 243,429.17



EXHIBIT

## CLAIM FORM AMOUNTS FOR CLASS MEMBERS

185	FT BIDWELL INDIAN COMMUNITY CO	0.06284869955848300%	\$ 541,920.45
186	FT. INDEPENDENCE RESERVATION	0.03335157363854160%	\$ 287,577.94
187	GALENA VILLAGE	0.04416304455871970%	\$ 380,801.15
188	GAMBELL, NATIVE VILLAGE OF	0.12649928782550700%	\$ 1,090,755.28
189	GEORGETOWN TRIBAL COUNCIL	0.01484688153960810%	\$ 128,019.02
190	GILA RIVER INDIAN COMMUNITY	0.90318612913857100%	\$ 7,787,830.71
191	GOODNEWS BAY NATIVE VILLAGE	0.01312781343901140%	\$ 113,196.15
192	GRAND TRAVERSE BAND	0.40034683703834000%	\$ 3,452,038.61
193	GRAYLING IRA COUNCIL	0.00280833138791217%	\$ 24,215.17
194	GREAT LAKES INDIAN FISH	0.40669236097835800%	\$ 3,506,753.65
195	GREAT LAKES INTER-TRIBAL COUNCIL	0.01339962505740080%	\$ 115,539.87
196	GREENVILLE RANCHERIA	0.02479482749181000%	\$ 213,796.37
197	GRINDSTONE INDIAN RANCHERIA-	0.00748888370109913%	\$ 64,573.80
198	GUIDIVILLE RANCHERIA	0.12817016783866200%	\$ 1,105,162.64
199	GULKANA VILLAGE COUNCIL	0.02298928923616380%	\$ 198,227.90
200	HABEMATOLEL POMO OF UPPER LAKE	0.03562686971278750%	\$ 307,196.96
201	HANNAHVILLE INDIAN COMMUNITY	0.20798148036988100%	\$ 1,793,345.25
202	HANNAHVILLE INDIAN SCHOOL	0.52197555977629300%	\$ 4,500,796.86
203	HAUDENOSAUNEE ENVIRONMENTAL TA	0.00093611046103440%	\$ 8,071.72
204	HAVASUPAI TRIBE	0.04795618037042350%	\$ 413,507.92
205	HO-CHUNK NATION	0.02841814866317740%	\$ 245,038.89
206	HOH INDIAN TRIBE	0.19132002443944900%	\$ 1,649,679.85
207	HOONAH INDIAN ASSOCIATION	0.08915963646565400%	\$ 768,789.66
208	HOOPA VALLEY TRIBAL COUNCIL	0.99831225910445900%	\$ 8,608,067.17
209	HOOPER BAY TRADITIONAL COUNCIL	0.00665401560777271%	\$ 57,375.05
210	HOPI INDIAN CREDIT ASSOCIATION	0.01599251358716360%	\$ 137,897.37
211	HOPI TRIBE	0.38369120608688100%	\$ 3,308,423.44
212	HOPI AND RESERVATION	0.03278449712882120%	\$ 282,688.26
213	HOULTON BAND OF MALISEET INDIA	0.15947023902642500%	\$ 1,375,051.26
214	HOUSING AUTHORITY OF THE CHICKASAW NATION	0.00093611046103440%	\$ 8,071.72
215	HUALAPAI TRIBE	0.49934847340232100%	\$ 4,305,692.09
216	HUGHES VILLAGE COUNCIL	0.00093611046103440%	\$ 8,071.72
217	HURON POTWATOMI INC.	0.02830876702347470%	\$ 244,095.74
218	HUSLIA TRADITIONAL COUNCIL	0.00187222092206880%	\$ 16,143.45
219	HYDABURG COOPERATION ASSOC.	0.04217476730622280%	\$ 363,656.99
220	IGIUGIG VILLAGE COUNCIL	0.02858782341889480%	\$ 246,501.94
221	IHANKTONWAN COMMUNITY COLLEGE	0.00632652256590531%	\$ 54,551.20
222	IIPAY NATION OF SANTA YSABEL	0.01731092422116830%	\$ 149,265.52
223	ILIAMNA VILLAGE COUNCIL	0.03697734035971380%	\$ 318,841.55
224	INAJA BAND OF MISSION INDIANS	0.00803192374091632%	\$ 69,256.23
225	INDIAN CENTER, INC.	0.00187222092527478%	\$ 16,143.45
226	INDIAN CHILD & FAMILY PRESERVA	0.00374444185054956%	\$ 32,286.90



EXHIBIT

## CLAIM FORM AMOUNTS FOR CLASS MEMBERS

227	INDIAN CHILD & FAMILY SERVICES	0.01216943601428610%	\$	104,932.42
228	INDIAN HEALTH COUNCIL INC	0.05023153734899500%	\$	433,127.45
229	INTER TRIBAL COUNCIL AVT	0.00561666277582435%	\$	48,430.35
230	INTER TRIBAL COUNCIL OF MI INC	0.00468055231318696%	\$	40,358.62
231	INTER TRIBAL COUNCIL OF NEVADA	0.01276684614534760%	\$	110,083.66
232	INTERTRIBAL AGRICULTURE COUNC.	0.00093611046103440%	\$	8,071.72
233	INTERTRIBAL BISON COUNCIL	0.00187222092527478%	\$	16,143.45
234	INTER-TRIBAL COUCIL OF CA INC	0.00093611046263739%	\$	8,071.72
235	INTERTRIBAL MONITORING ASC.	0.00280833138310320%	\$	24,215.17
236	INUPIAT COMMUNITY OF THE	0.07472343673602280%	\$	644,311.79
237	IONE BAND OF MIWOK INDIANS	0.01111049729794740%	\$	95,801.60
238	IOWA TRIBE OF KANSAS AND NEBRA	0.01591387786483560%	\$	137,219.32
239	IOWA TRIBE OF OKLAHOMA	0.07172140864717080%	\$	618,426.45
240	IQRMIUT TRADITIONAL COUNCIL	0.01694719384005790%	\$	146,129.21
241	JACKSON RANCHERIA	0.00093611046103440%	\$	8,071.72
242	JAMESTOWN S'KLALLAM TRIBE	0.50957460045960500%	\$	4,393,868.10
243	JAMUL INDIAN VILLAGE	0.01516343233625300%	\$	130,748.51
244	JENA BAND OF CHOCTAW INDIANS	0.04477817221221970%	\$	386,105.16
245	JICARILLA APACHE TRIBE	0.14005301454850500%	\$	1,207,623.91
246	KAIBAB PAIUTE TRIBE	0.05627890423939610%	\$	485,271.60
247	KAKE, ORGANIZED VILLAGE OF	0.14383727579495700%	\$	1,240,254.16
248	KALISPEL BUSINESS COMMITTEE	0.08059684745556750%	\$	694,955.98
249	KALITAG TRIBAL COUNCIL	0.00884812448622089%	\$	76,294.01
250	KARLUK IRA COUNCIL	0.02466742684632580%	\$	212,697.85
251	KARUK TRIBE	0.26462155139633300%	\$	2,281,731.06
252	KASHIA BAND OF POMO INDIANS OF	0.04866315105352570%	\$	419,603.86
253	KAW NATION	0.12683840466430800%	\$	1,093,679.35
254	KAWERAK, INC.	1.81338942771989000%	\$	15,636,167.80
255	KENAITZE INDIAN TRIBE	0.06566610004790330%	\$	566,213.82
256	KETCHIKAN INDIAN CORPORATION	0.73375112924269200%	\$	6,326,857.10
257	KEWEEENAW BAY INDIAN COMMUNITY	0.20742138158788200%	\$	1,788,515.74
258	KIALEGEE TRIBAL TOWN	0.04642002646233720%	\$	400,262.24
259	KIANA TRADITIONAL COUNCIL	0.03436652611576610%	\$	296,329.49
260	KICKAPOO OF OKLAHOMA	0.10893894813932500%	\$	939,339.14
261	KICKAPOO TRADITIONAL TRIBE OF TEXAS	0.06795361722330000%	\$	585,938.21
262	KICKAPOO TRIBE IN KANSAS	0.11228653084147900%	\$	968,204.08
263	KING SALMON TRIBE	0.01216760268465130%	\$	104,916.61
264	KIOWA TRIBAL HOUSING PROGRAMS	0.00280833138791217%	\$	24,215.17
265	KIOWA TRIBE OF OKLAHOMA	0.06572442909191330%	\$	566,716.77
266	KIPNUK TRADITIONAL COUNCIL	0.02114412609173600%	\$	182,317.76
267	KLAMATH TRIBE	0.63992338472933400%	\$	5,517,816.12
268	KLAWOCK COOPERATIVE ASSOC.	0.00093611046103440%	\$	8,071.72
269	KNIK TRIBAL COUNCIL	0.04536271454542540%	\$	391,145.45
270	KOBUK TRADITIONAL COUNCIL	0.02097244615455630%	\$	180,837.43
271	KODIAK AREA NATIVE ASSOCIATION	0.05944411212266430%	\$	512,563.99

EXHIBIT

## CLAIM FORM AMOUNTS FOR CLASS MEMBERS

272	KOKHANOK VILLAGE	0.00187222092206880%	\$	16,143.45
273	KOLIGANEK VILLAGE COUNCIL	0.00407125746114184%	\$	35,104.91
274	KONGIGANAK TRADITIONAL COUNCIL	0.00468055231318696%	\$	40,358.62
275	KOOTENAI TRIBE OF IDAHO	0.13152137950986700%	\$	1,134,058.87
276	KOTLIK TRADITIONAL COUNCIL	0.00187222092527478%	\$	16,143.45
277	KOTZEBUE, NATIVE VILLAGE OF	0.27004816777140200%	\$	2,328,522.71
278	KOYUKUK NATIVE VILLAGE	0.00468055231318695%	\$	40,358.62
279	KUIGPAGMIUT, INC.	0.06244042856183590%	\$	538,400.08
280	KUSHKOKWIM NATIVE ASSOCIATION	0.10239883688349700%	\$	882,946.25
281	KWIGILLINGOK IRA COUNCIL	0.02820246174218420%	\$	243,179.11
282	KWINIAGAK, NATIVE VILLAGE OF	0.06037477151283290%	\$	520,588.71
283	LA JOLLA BAND OF MISSION INDIA	0.02729245595940550%	\$	235,332.47
284	LA POSTA BAND OF MISSION INDNS	0.02167506984084750%	\$	186,895.89
285	LAC COURTE OREILLES BAND OF LAKE SUPERIOR CHIPPEWA INDIANS OF WISCONSIN	0.34139518926492500%	\$	2,943,720.96
286	LAC DU FLAMBEAU CHIPPEWA	0.16610064851410800%	\$	1,432,222.76
287	LAC VIEUX DESERT BAND OF LAKE	0.07161959258326870%	\$	617,548.53
288	LAKE COUNTY CITIZENS COMMITTEE	0.01591387783758480%	\$	137,219.32
289	LAKOTA OYATE WAKANYEJA OWICAKI	0.00468055231318695%	\$	40,358.62
290	LARSEN BAY TRIBAL COUNCIL	0.02879210335397040%	\$	248,263.36
291	LAS VEGAS INDIAN CENTER	0.00190622712578876%	\$	16,436.67
292	LAS VEGAS PAIUTE TRIBE	0.02896800444809090%	\$	249,780.09
293	LEVELOCK VILLAGE COUNCIL	0.00093611046103440%	\$	8,071.72
294	LIME VILLAGE TRAD. COUNCIL	0.01362116409990500%	\$	117,450.12
295	LITTLE HOOP COMMUNITY COLLEGE	0.00619983574640784%	\$	53,458.83
296	LITTLE RIVER BAND-OTTAWA INDNS	0.17297226722699100%	\$	1,491,474.12
297	LITTLE TRAVERSE BAY BAND-INDNS	0.31189551602394100%	\$	2,689,356.49
298	LOCAL INDIAN EDUCATION INC	0.04372531814217010%	\$	377,026.80
299	LONE PINE PAIUTE-SHOSHONE RES.	0.03102202745288920%	\$	267,491.15
300	LOS COYOTES BAND OF MISSION INDIANS	0.00748888370109913%	\$	64,573.80
301	LOVELOCK PAIUTE TRIBE	0.07157970468115290%	\$	617,204.59
302	LOWER BRULE SIOUX TRIBE	0.13640424720261400%	\$	1,176,161.98
303	LOWER ELWHIA S'KLALLAM TRIBE	0.29537729998103500%	\$	2,546,926.19
304	LOWER LAKE RANCHERIA	0.00374444185054956%	\$	32,286.90
305	LOWER SIOUX INDIAN COMMUNITY	0.02562284486400570%	\$	220,936.05
306	LUMMI TRIBE OF THE LUMMI RESERVATION	1.46978582482458000%	\$	12,673,404.53
307	LYTTON RANCHERIA	0.04822331255081120%	\$	415,811.30
308	MAINE INDIAN EDUCATION	0.14402339221526100%	\$	1,241,858.97
309	MAKAH INDIAN TRIBE OF THE MAKAH INDIAN RESERVATION	0.90200050014318500%	\$	7,777,607.48



EXHIBIT

## CLAIM FORM AMOUNTS FOR CLASS MEMBERS

310	MANCHESTER/PT. ARENA RANCHERIA	0.02760238556868540%	\$ 238,004.88
311	MANDAREE SCHOOL DISTRICT 36	0.01872220925274780%	\$ 161,434.49
312	MANILA ASSOCIATION	0.19696008214575600%	\$ 1,698,311.93
313	MANLEY HOT SPRINGS	0.00655277323846174%	\$ 56,502.07
314	MANOKOTAK VILLAGE COUNCIL	0.00487736591210036%	\$ 42,055.67
315	MANZANITA BAND OF DIEGUENO MISSION INDIANS OF THE MANZANITA RESERVATION	0.03310490296614460%	\$ 285,451.00
316	MARIANO LAKE COMMUNITY	0.01333518163360610%	\$ 114,984.20
317	MASHANTUCKET PEQUOT TRIBE	0.08324698116063210%	\$ 717,807.08
318	MASHIPEE WAMPANOAG TRIBE	0.02622386600595870%	\$ 226,118.43
319	MATCH E BE NASH SHE WISH BAND	0.02001640119815990%	\$ 172,593.82
320	MCCRATH NATIVE VILLAGE COUNCIL	0.01591387786483560%	\$ 137,219.32
321	MECHOOPDA OF CHICO RANCHERIA	0.05917101344632700%	\$ 510,209.16
322	MENOMINEE INDIAN TRIBE OF WISC	0.34363337797612400%	\$ 2,963,020.01
323	MENOMINEE TRIBAL ENTERPRISES	0.14340466540272900%	\$ 1,236,523.92
324	MENTASTA TRADITIONAL VILLAGE COUNCIL	0.05437286334446340%	\$ 468,836.53
325	MESA GRANDE BAND-MISSION INDS.	0.04505919633982870%	\$ 388,528.32
326	MESCALERO APACHE TRIBE GRANTS	0.12439132476302300%	\$ 1,072,579.11
327	METLAKATLA INDIAN COMMUNITY	0.45548135326594700%	\$ 3,927,442.59
328	MIAMI TRIBE OF OKLAHOMA	0.04121612175518380%	\$ 355,390.95
329	MICCOSUKIE CORPORATION	0.74184943055076600%	\$ 6,396,685.67
330	MIDDLETOWN RANCHERIA	0.03954288543909230%	\$ 340,963.27
331	MILLE LACS BAND OF CHIPPEWA	0.15767667900585100%	\$ 1,359,586.07
332	MINNESOTA CHIPPEWA TRIBE	0.08183204430681550%	\$ 705,606.62
333	MINNESOTA CHIPPEWA TRIBE - BOIS FORTE BAND (NETT LAKE)	0.20332702641273500%	\$ 1,753,211.67
334	MINNESOTA CHIPPEWA TRIBE - FOND DU LAC BAND	0.08200602756485590%	\$ 707,106.81
335	MINNESOTA CHIPPEWA TRIBE - GRAND PORTAGE BAND	0.08612398356861150%	\$ 742,614.38
336	MINNESOTA CHIPPEWA TRIBE - LEECH LAKE BAND	0.25243617123878700%	\$ 2,176,661.16
337	MINNESOTA CHIPPEWA TRIBE - WHITE EARTH BAND	0.34488797814271700%	\$ 2,973,837.95
338	MISS BAND OF CHOCTAW INDIANS	2.08752300403895000%	\$ 17,999,917.43
339	MM SOSE INTERTRIBAL WATER RIG	0.00614698162827857%	\$ 53,003.09
340	MOAPA BAND OF PAIUTE INDIANS	0.04182876185314920%	\$ 360,673.52
341	MODOC TRIBE OF OKLA	0.10237513159164200%	\$ 882,741.85
342	MOHEGAN TRIBE	0.00845480786826073%	\$ 72,902.59
343	MOORETOWN RANCHERIA	0.07534132576243410%	\$ 649,639.62
344	MORONGO BAND OF MISSION INDIAN	0.00954929144202872%	\$ 82,339.91
345	MUCKLESHOOT INDIAN TRIBE	0.14715285740747300%	\$ 1,268,843.16
346	MUSCOGEE (CREEK) NATION	0.47380977950880200%	\$ 4,085,481.64
347	N PLAINS INTERTRIBAL CT OF APP	0.02355186692933720%	\$ 203,078.80



**EXHIBIT****CLAIM FORM AMOUNTS FOR CLASS MEMBERS**

348	NAKNEK VILLAGE COUNCIL	0.02449164605491420%	\$	211,182.16
349	NANWALIEK IRA COUNCIL	0.00187222092527478%	\$	16,143.45
350	NAPASKIAK TRIBAL COUNCIL	0.01688718846199000%	\$	145,611.81
351	NARRAGANSETT INDIAN TRIBE	0.30120459311494500%	\$	2,597,172.72
352	NATIONAL TRIBAL DEVELOPMENT ASSCN.	0.00093611046103440%	\$	8,071.72
353	NATIVE AMERICAN COMMUNITY DEV	0.00187222092527478%	\$	16,143.45
354	NATIVE AMERICAN FAMILY SVCS IN	0.01778609879011040%	\$	153,362.77
355	NATIVE AMERICAN FISH/WILDLIFE	0.00093611046103440%	\$	8,071.72
356	NATIVE COUNCIL OF PORT HEIDEN	0.02234743006922870%	\$	192,693.40
357	NATIVE VILLAGE OF AKHIOK	0.00468055231318695%	\$	40,358.62
358	NATIVE VILLAGE OF AMBLER	0.01821377312720830%	\$	157,050.44
359	NATIVE VILLAGE OF CANTWELL	0.00468055231318696%	\$	40,358.62
360	NATIVE VILLAGE OF CHENEGA	0.00187222092527478%	\$	16,143.45
361	NATIVE VILLAGE OF DEERING	0.01940462834778300%	\$	167,318.73
362	NATIVE VILLAGE OF EKLUTNA	0.02664197642291640%	\$	229,723.64
363	NATIVE VILLAGE OF ELIM	0.00655277323846174%	\$	56,502.07
364	NATIVE VILLAGE OF FORT YUKON	0.00596299444517043%	\$	51,416.63
365	NATIVE VILLAGE OF GAKONA	0.01662264859241390%	\$	143,330.78
366	NATIVE VILLAGE OF KAKTOVIK	0.01458114556679250%	\$	125,727.68
367	NATIVE VILLAGE OF KALSKAG	0.00280833138791217%	\$	24,215.17
368	NATIVE VILLAGE OF KASIGLUK	0.02269224090586590%	\$	195,666.57
369	NATIVE VILLAGE OF KIVALINA	0.01894775057368160%	\$	163,379.25
370	NATIVE VILLAGE OF KLUTI-KAANI	0.01216943601428610%	\$	104,932.42
371	NATIVE VILLAGE OF MARSHALL	0.02879097440030240%	\$	248,253.63
372	NATIVE VILLAGE OF MEKORYUK	0.04403000678160560%	\$	379,654.01
373	NATIVE VILLAGE OF NAPAKIAK	0.00187222092527478%	\$	16,143.45
374	NATIVE VILLAGE OF NOATAK	0.02597399450670450%	\$	223,963.88
375	NATIVE VILLAGE OF NUIQSUT	0.01156394538770400%	\$	99,711.51
376	NATIVE VILLAGE OF PAIMIUT	0.01646514578373480%	\$	141,972.69
377	NATIVE VILLAGE OF PERRYVILLE	0.00093611046103440%	\$	8,071.72
378	NATIVE VILLAGE OF PITKA'S	0.01561321682481910%	\$	134,626.83
379	NATIVE VILLAGE OF POINT HOPE	0.09027662020461230%	\$	778,420.98
380	NATIVE VILLAGE OF SAVOONGA	0.00374444185054956%	\$	32,286.90
381	NATIVE VILLAGE OF SHELDON	0.00093611046263739%	\$	8,071.72
382	NATIVE VILLAGE OF SHUNGNAK	0.00093611046103440%	\$	8,071.72
383	NATIVE VILLAGE OF TAZIINA	0.00842499416373652%	\$	72,645.52
384	NATIVE VILLAGE OF TYONEK	0.03228468567394000%	\$	278,378.57
385	NATIVE VILLAGE OF UNALAKLEET	0.00748888370109913%	\$	64,573.80
386	NATIVE VILLAGE OF VENETIE	0.02315555212366470%	\$	199,661.52
387	NATIVE VILLAGE OF WALES	0.00420386469883096%	\$	36,248.33
388	NAVAJO AGRICULTURAL PROD INDUS	0.23748337468383600%	\$	2,047,728.88
389	NAVAJO NATION	6.77448500905334000%	\$	58,413,809.36
390	NAVAJO TECHNICAL COLLEGE	0.29616035914906300%	\$	2,553,678.21
391	NAY AII SHING SCHOOL	0.06289415301430690%	\$	542,312.38

\*

EXHIBIT

## CLAIM FORM AMOUNTS FOR CLASS MEMBERS

392	NB INDIAN INTER TRIBAL DEV CO	0.00187222092527478%	\$	16,143.45
393	NENANA NATIVE ASSOCIATION	0.00093611046103440%	\$	8,071.72
394	NEVADA URBAN INDIANS INC.	0.01404165691551600%	\$	121,075.87
395	NEW KOLIGANEK VILLAGE COUNCIL	0.00093611046263739%	\$	8,071.72
396	NEW STUYAHOK TRADITIONAL	0.01762135320607590%	\$	151,942.23
397	NEWIALEN TRIBAL COUNCIL	0.02409400289102740%	\$	207,753.43
398	NEWTOK TRADITIONAL COUNCIL	0.02400947783968200%	\$	207,024.60
399	NEZ PERCE TRIBE	0.55247074918185300%	\$	4,763,745.29
400	NIGHTMUTE TRADITIONAL COUNCIL	0.01957742507066990%	\$	168,808.70
401	NINILCHIK TRADITIONAL COUNCIL	0.05184419721868780%	\$	447,032.81
402	NISQUALLY INDIAN TRIBE	0.56833955397717600%	\$	4,900,575.96
403	NOBLE JOHNSON O'MALLEY INDIAN	0.00093611046103440%	\$	8,071.72
404	NOME ESKIMO COMMUNITY	0.14199701145121000%	\$	1,224,386.26
405	NONDALTON TRIBAL COUNCIL	0.04532441501997060%	\$	390,815.20
406	NOOKSACK INDIAN TRIBE	0.27133787190823600%	\$	2,339,643.34
407	NOORVIK IRA COUNCIL	0.02865836881356420%	\$	247,110.22
408	NORTH FORK RANCHERIA	0.07572867015466690%	\$	652,979.54
409	NORTHERN ARAPAHO TRIBE	0.25708457149453800%	\$	2,216,742.55
410	NORTHERN CHEYENNE OF THE NORTHERN CHEYENNE INDIAN RESERVATION	0.30395484454950600%	\$	2,620,887.10
411	NORTHERN NEVADA UNITED	0.00093611046103440%	\$	8,071.72
412	NORTHERN PONCA HOUSING	0.00280833138791217%	\$	24,215.17
413	NORTHERN PUEBLOS TRIBUTARY WTR	0.00842499416373652%	\$	72,645.52
414	NORTHWAY VILLAGE COUNCIL	0.03338009678838340%	\$	287,823.89
415	NORTHWEST INDIAN FISHERIES COM	0.88017549809654300%	\$	7,589,418.78
416	NORTHWEST INTERTRIBAL COURT SY	0.07554383970006750%	\$	651,385.82
417	NULATO TRIBAL COUNCIL	0.07050319555968960%	\$	607,922.26
418	NUNAPITCHUK IRA COUNCIL	0.01123140654980850%	\$	96,844.15
419	NW BAND OF SHOSHONI NATION	0.04291956389626170%	\$	370,079.09
420	OST PARK AND RECREATION AUTH	0.07642593280338190%	\$	658,991.77
421	OGLALA LAKOTA COLLEGE	0.07461922337977920%	\$	643,413.20
422	OGLALA SIOUX TRIBE	1.50167989002872000%	\$	12,948,414.93
423	OHKAY OWINGEH TRIBE OF NEW MEXICO	0.14491588582504700%	\$	1,249,554.60
424	OHOGAMIUT	0.00093611046263739%	\$	8,071.72
425	OLD HARBOR TRIBAL COUNCIL	0.01884183750249720%	\$	162,466.00
426	OMAHA TRIBE OF NEBRASKA	0.33231669905549400%	\$	2,865,440.59
427	ONEIDA INDIAN NATION OF NY	0.11583438058158400%	\$	998,795.84
428	ONEIDA TRIBAL SCHOOL	0.14349789107663400%	\$	1,237,327.77
429	ONEIDA TRIBE OF WISCONSIN	0.08453055501831830%	\$	728,874.85
430	ORGANIZED VILLAGE OF KASAAN	0.00187222092527478%	\$	16,143.45
431	ORGANIZED VILLAGE OF KWETHLUK	0.05843071298649700%	\$	503,825.83
432	ORUTSARARMIUT NATIVE COUNCIL	0.14845090640681900%	\$	1,280,035.74
433	OSAGE NATION	0.11141627210623100%	\$	960,700.17
434	OST PUBLIC SAFETY COMMISSION	1.40213637941296000%	\$	12,090,089.07



**EXHIBIT****CLAIM FORM AMOUNTS FOR CLASS MEMBERS**

435	OTOE MISSOURIA TRIBE OF OKLAHO	0.08681594083128200%	\$	748,580.86
436	OTTAWA TRIBE OF OKLAHOMA	0.03149437182436870%	\$	271,564.00
437	OUZINKIE TRIBAL COUNCIL	0.02634900195152390%	\$	227,197.43
438	OWENS VALLEY INDIAN WATER COMM	0.01500842238702920%	\$	129,411.92
439	PAIUTE INDIAN TRIBE OF UTAH	0.12692692206756200%	\$	1,094,442.61
440	PALA BAND OF MISSION INDIANS	0.01216943601428610%	\$	104,932.42
441	PASCUA YAQUI TRIBE	0.38639681707095700%	\$	3,331,752.89
442	PASKENTA BAND OF NOMLAKI INDNS.	0.00655277322724081%	\$	56,502.07
443	PASSAMAQUODDY TRIBE - J.T.C.	0.03304854726955600%	\$	284,965.06
444	PASSAMAQUODDY TRIBE INDIAN TOWNSHIP	0.33490368255034900%	\$	2,887,747.16
445	PASSAMAQUODDY TRIBE PLEASANT POINT	0.27021857161119600%	\$	2,329,992.04
446	PAULOFF HARBOR TRIBE	0.00093611046103440%	\$	8,071.72
447	PAUMA BAND OF MISSION INDIANS	0.02253189810014780%	\$	194,283.99
448	PAWNEE NATION OF OKLAHOMA	0.13026876921661400%	\$	1,123,258.08
449	PEACE PIPE INDIAN CENTER	0.00187222092527478%	\$	16,143.45
450	PECHANGA BAND OF MISSION INDIA	0.01933193271328960%	\$	166,691.91
451	PEDRO BAY VILLAGE COUNCIL	0.02801233003000590%	\$	241,539.67
452	PENOBSCOT INDIAN NATION	0.47124211551617900%	\$	4,063,341.65
453	PEORIA TRIBE OF OKLAHOMA	0.07727028580579740%	\$	666,272.31
454	PETERSBURG INDIAN ASSOC	0.00842499416373652%	\$	72,645.52
455	PICAYUNE RANCHERIA OF THE	0.10751805942962800%	\$	927,087.36
456	PILOT STATION TRAD. COUNCIL	0.00187222092527478%	\$	16,143.45
457	PINOLEVILLE POMO NATION	0.04050859702628810%	\$	349,290.24
458	PINON COMMUNITY SCHOOL	0.00154529795622488%	\$	13,324.52
459	PIT RIVER TRIBE	0.03577491541973190%	\$	308,473.50
460	PLATINUM TRADITIONAL VILLAGE	0.01553890432383890%	\$	133,986.07
461	POARCH BAND OF CREEK INDIANS	0.37014029714258200%	\$	3,191,579.10
462	POINT NO POINT TREATY COUNCIL	0.06327357018268450%	\$	545,583.95
463	POKAGON BAND OF POTAWATOMI	0.29110633942632000%	\$	2,510,099.32
464	PONCA ECONOMIC DEVELOPMENT CORP	0.00865577816448486%	\$	74,635.49
465	PONCA TRIBE OF NEBRASKA	0.27848608542352300%	\$	2,401,279.67
466	PONCA TRIBE OF OKLAHOMA	0.08217992035293930%	\$	708,606.22
467	PORT GAMBLE SKLALLAM TRIBE	0.58757422271908200%	\$	5,066,429.20
468	PORT GRAHAM VILLAGE COUNCIL	0.00187222092527478%	\$	16,143.45
469	PORT LIONS TRAD. TRIBAL COUNC.	0.02728970317962420%	\$	235,308.74
470	POTTER VALLEY TRIBE	0.01207615322170790%	\$	104,128.08
471	PRAIRIE BAND POTAWATOMI NATION	0.07717055474726620%	\$	665,412.36
472	PRAIRIE ISLAND DAKOTA COMMUNTY	0.03189887592597360%	\$	275,051.88
473	PUEBLO DE COCHITI	0.05461418611808060%	\$	470,917.37
474	PUEBLO DE SAN HDEFONSO	0.04309537983052270%	\$	371,595.08
475	PUEBLO OF ACOMA	0.15753332510399300%	\$	1,358,349.99



**EXHIBIT****CLAIM FORM AMOUNTS FOR CLASS MEMBERS**

476	PUEBLO OF ACOMA HOUSING	0.00468055231318695%	\$ 40,358.62
477	PUEBLO OF ISLETA	0.07287879573952590%	\$ 628,406.16
478	PUEBLO OF JEMEZ	0.09126629194748210%	\$ 786,954.55
479	PUEBLO OF LAGUNA	0.23077775381229200%	\$ 1,989,908.86
480	PUEBLO OF LAGUNA DEPT OF EDUC	0.02803913452870870%	\$ 241,770.80
481	PUEBLO OF NAMBE	0.03270733538154590%	\$ 282,022.92
482	PUEBLO OF PICURIS	0.03532258586910290%	\$ 304,573.23
483	PUEBLO OF POJOAQUE	0.07608281993829690%	\$ 656,033.24
484	PUEBLO OF SAN FELIPE	0.04897998291933080%	\$ 422,335.78
485	PUEBLO OF SANDIA	0.04086445757538470%	\$ 352,358.69
486	PUEBLO OF SANTA ANA	0.04586579313432470%	\$ 395,483.30
487	PUEBLO OF TAOS	0.21214156049514300%	\$ 1,829,216.04
488	PUEBLO OF ZIA	0.04552471487033060%	\$ 392,542.31
489	PUEBLO OF ZUNI	0.33220129794976200%	\$ 2,864,445.53
490	PUYALLUP TRIBE OF INDIANS	0.24772573985554900%	\$ 2,136,044.90
491	PYRAMID LAKE PAIUTE TRIBE	0.13636093913844700%	\$ 1,175,788.55
492	QAGAN TAYAGUNGIN TRIBES	0.01693910082487810%	\$ 146,059.43
493	QUALINGIN TRIBE OF UNALASKA	0.02361487564195540%	\$ 203,622.10
494	QUAPAW TRIBE OF OKLAHOMA	0.06853389963052910%	\$ 590,941.77
495	QUARTZ VALLEY INDIAN RESERVATI	0.07495031117375120%	\$ 646,268.05
496	QUECHIAN TRIBE	0.09784780537088240%	\$ 843,704.44
497	QUILEUTE TRIBAL COUNCIL	0.67301970050233000%	\$ 5,803,193.07
498	QUINAUULT INDIAN NATION	2.66914862640391000%	\$ 23,015,054.11
499	QUITEKCAK NATIVE TRIBE	0.00187222092527478%	\$ 16,143.45
500	RAMAH NAVAJO CHAPTER	0.91493085569300400%	\$ 7,889,101.02
501	RAMAH NAVAJO SCHOOL BOARD INC	0.18834049841075800%	\$ 1,623,988.53
502	RAMONA BAND OF CAHUILLA	0.02706944277152650%	\$ 233,409.52
503	RAMPART VILLAGE COUNCIL	0.00093611046263739%	\$ 8,071.72
504	RAPID CITY INDIAN HEALTH BRD.	0.00187222092527478%	\$ 16,143.45
505	RED CLIFF BAND OF LAKE SUPERIO	0.25841657665877900%	\$ 2,228,227.92
506	RED DEVIL TRADITIONAL COUNCIL	0.00093611046263739%	\$ 8,071.72
507	RED HORSE LODGE INC	0.00480567862988446%	\$ 41,437.54
508	RED LAKE BAND OF CHIPPEWA INDIANS	0.56559771475802600%	\$ 4,876,934.12
509	REDDING RANCHERIA	0.11949566392505400%	\$ 1,030,365.69
510	REDWOOD VALLEY LITTLE RIVER	0.04229498741766960%	\$ 364,693.60
511	RENO SPARKS TRIBAL COUNCIL	0.06388898761063280%	\$ 550,890.46
512	RESERVATION FIRE PROT. DIST.	0.00374444184413760%	\$ 32,286.90
513	RESERVATION TRANSPRTN AUTHORITY	0.00690850904924682%	\$ 59,569.45
514	RINCON BAND OF MISSION INDIANS	0.02715516148443400%	\$ 234,148.64
515	RIVERSIDE-SAN BERNARDINO	0.02825545415813900%	\$ 243,636.04
516	ROBINSON RANCHERIA	0.04020461207828400%	\$ 346,669.09
517	ROCK POINT SCHOOL INC	0.00187222092527478%	\$ 16,143.45
518	ROSEBUD SIOUX TRIBE	0.62464181255373400%	\$ 5,386,048.93
519	ROUND VALLEY RESERVATION	0.11844761080700800%	\$ 1,021,328.73
520	ROUNDHOUSE COUNCIL, INC.	0.01591387783758480%	\$ 137,219.32

EXHIBIT

## CLAIM FORM AMOUNTS FOR CLASS MEMBERS

521	RUBY TRIBAL COUNCIL	0.01950404969959810%	\$	168,176.01
522	RUMSEY INDIAN RANCHERIA	0.00936110461034401%	\$	80,717.25
523	SAC AND FOX NATION	0.38496074205300500%	\$	3,319,370.16
524	SAC AND FOX SETTLEMENT SCHOOL	0.09032157566455400%	\$	778,808.62
525	SAC AND FOX TRIBE OF MISSOURI	0.01899956176845260%	\$	163,826.00
526	SAC AND FOX TRIBE OF THE MISSISSIPPI IN IOWA	0.06606614030171030%	\$	569,663.22
527	SAGINAW CHIPPEWA INDIAN TRIBE	0.14245356542506200%	\$	1,228,322.95
528	SALISH-KOOTENAI COLLEGE	0.02804267156610520%	\$	241,801.30
529	SALT RIVER PIMA MARICOPA	0.38624269774011700%	\$	3,330,423.98
530	SAMISH INDIAN NATION	0.08550151200048700%	\$	737,247.04
531	SAN CARLOS APACHE TRIBE	1.65914866925448000%	\$	14,306,208.36
532	SAN DIEGO UNIFIED SCHL DIST.	0.00187222092527478%	\$	16,143.45
533	SAN FELIPE PUEBLO HOUSING	0.00280833138791217%	\$	24,215.17
534	SAN JUAN SOUTHERN PAIUTE TRIBE	0.06120607669497540%	\$	527,756.74
535	SAN LUIS REY WATER AUTHORITY	0.00093611046103440%	\$	8,071.72
536	SAN MANUEL BAND-MISSION INDIAN	0.00468055231318696%	\$	40,358.62
537	SAN PASQUAL BAND OF MISSION IN	0.02760050111130560%	\$	237,988.63
538	SAN XAVIER DISTRICT	0.00748888368827521%	\$	64,573.80
539	SANTA CLARA PUEBLO	0.15663191133996400%	\$	1,350,577.44
540	SANTA FE INDIAN SCHOOL	0.00093611046263739%	\$	8,071.72
541	SANTA ROSA BAND OF MISSION IND	0.00858263625708093%	\$	74,004.81
542	SANTA YNEZ BAND OF MISSION IND	0.03389892778192740%	\$	292,297.57
543	SANTA YNEZ TRIBAL HEALTH CLINI	0.00374444185054956%	\$	32,286.90
544	SANTEE SIOUX NATION	0.12505462125163100%	\$	1,078,298.47
545	SANTO DOMINGO TRIBE	0.06124757333074180%	\$	528,114.55
546	SAUK SUIATTLE INDIAN TRIBE	0.10865504230313100%	\$	936,891.13
547	SAULT STE MARIE TRIBE	0.50121294728949400%	\$	4,321,768.74
548	SCAMMON BAY TRAD. COUNCIL	0.00187222092527478%	\$	16,143.45
549	SCOTTS VALLEY RANCHERIA	0.02686384626860750%	\$	231,636.74
550	SELAWIK NATIVE VILLAGE	0.05218080033745260%	\$	449,935.21
551	SELDOVIA VILLAGE TRIBE	0.05093502320302800%	\$	439,193.35
552	SEMINOLE NATION OF OKLAHOMA	0.08779342426506930%	\$	757,009.33
553	SEMINOLE TRIBE OF FLORIDA	0.46908272725684500%	\$	4,044,722.07
554	SENECA CAYUGA TRIBE OF OKLAHOM	0.05284619571740820%	\$	455,672.66
555	SENECA NATION OF INDIANS	0.10983386470011300%	\$	947,055.67
556	SHAKOPEE MDEWAKANTON SIOUX	0.01796412120207620%	\$	154,897.79
557	SHAKTOOLIK, NATIVE VILLAGE OF	0.00562218999338700%	\$	48,478.01
558	SHAWNEE TRIBE	0.00751738586470368%	\$	64,819.56
559	SHERWOOD VALLEY RANCHERIA	0.05401547955822030%	\$	465,754.95
560	SHINGLE SPRINGS RANCHERIA	0.04284779552617140%	\$	369,460.26
561	SHINNECOCK INDIAN NATION FUND.	0.00516149926426426%	\$	44,505.65
562	SHIPROCK ASSOCIATED SCHOOLS INC	0.00103247634704351%	\$	8,902.65
563	SHISHIMAREF NATIVE VILLAGE OF	0.00748888370109913%	\$	64,573.80
564	SIOUX WATER BAY TRIBAL COUNCIL	0.17833047292639200%	\$	1,537,675.89



EXHIBIT

## CLAIM FORM AMOUNTS FOR CLASS MEMBERS

565	SHOSHONE & ARAPAHOE TRIBES	0.08333390418346720%	\$ 718,556.58
566	SHOSHONE BANNOCK TRIBES INC	0.62351925010335300%	\$ 5,376,369.50
567	SHOSHONE TRIBE OF THE WIND RIVER RESERVATION, WYOMING	0.08574839082512680%	\$ 739,375.78
568	SICANGU CHILD AND FAMILY SERV	0.00468055231318695%	\$ 40,358.62
569	SILETZ, CONFEDERATED TRIBES OF	0.41420586074933400%	\$ 3,571,539.70
570	SINTE GLESKA UNIVERSITY	0.13651445501423800%	\$ 1,177,112.26
571	SIOUX CITY IND EDUC COMMITTEE	0.01404165693956090%	\$ 121,075.87
572	SISSETON WAIHPETON HOUSING AUTH	0.01591387786483560%	\$ 137,219.32
573	SISSETON-WAIHPETON COMM.COLLEGE	0.02103792115957820%	\$ 181,402.00
574	SISSETON-WAIHPETON OYATE	0.26098363906726100%	\$ 2,250,362.72
575	SITKA TRIBE	0.32673706663795900%	\$ 2,817,329.54
576	SITTING BULL COLLEGE	0.04227126014233800%	\$ 364,489.01
577	SKAGIT SYSTEM COOPERATIVE	0.10100980393931800%	\$ 870,969.15
578	SKAGWAY VILLAGE	0.00280833138791217%	\$ 24,215.17
579	SKOKOMISH INDIAN TRIBE	0.33715399999102100%	\$ 2,907,150.80
580	SKULL VALLEY BAND OF GOSHUTES	0.01123332555164870%	\$ 96,860.70
581	SKY PEOPLE HIGHER EDUCATION	0.19085378731539800%	\$ 1,645,659.67
582	SLEETMUTE TRADITIONAL COUNCIL	0.01119603805672520%	\$ 96,539.18
583	SMITH RIVER RANCHERIA	0.06627667686656270%	\$ 571,478.59
584	SNOQUALMIE INDIAN TRIBE	0.04356251809892290%	\$ 375,623.04
585	SO PUGET INTER TRIBAL PLANNING	0.00280833138791217%	\$ 24,215.17
586	SOBOBA BAND OF MISSION INDIANS	0.02207091084371520%	\$ 190,309.08
587	SOKAOGON CHIPPEWA COMMUNITY	0.05808395904422250%	\$ 500,835.90
588	SOUTH FORK BAND COUNCIL	0.01497776740219830%	\$ 129,147.60
589	SOUTH NAKNEK VILLAGE COUNCIL	0.01527313758611170%	\$ 131,694.46
590	SOUTHERN CA INDIAN CENTER INC	0.00685108418483730%	\$ 59,074.29
591	SOUTHERN CALIF TRIBAL CHAIRMEN	0.00374444185054956%	\$ 32,286.90
592	SOUTHERN INDIAN HEALTH COUNCIL	0.06417727933586980%	\$ 553,376.29
593	SOUTHERN UTE INDIAN TRIBE	0.19042002330914500%	\$ 1,641,919.49
594	SPIRIT LAKE SIOUX TRIBE	0.13716199486868500%	\$ 1,182,695.75
595	SPOKANE TRIBE OF THE SPOKANE RESERVATION	0.20859213884329500%	\$ 1,798,610.73
596	SQUAXIN ISLAND TRIBAL COUNCIL	0.49393494906846900%	\$ 4,259,013.33
597	ST CROIX TRIBAL COUNCIL ET	0.05318498543744850%	\$ 458,593.91
598	ST MICHAEL NATIVE VILLAGE OF	0.01029721508901130%	\$ 88,788.97
599	ST MICHAELS ASSN FOR SPL ED	0.13712841828575700%	\$ 1,182,406.23
600	ST REGIS MOHAWK TRIBE	0.12663247633949800%	\$ 1,091,903.71
601	ST. GEORGE TRADITIONAL COUNCIL	0.00093611046103440%	\$ 8,071.72
602	ST. PAUL IRA COUNCIL	0.01123332555164870%	\$ 96,860.70
603	STANDING ROCK SIOUX TRIBE	0.49717225167011400%	\$ 4,286,927.36
604	STEBBINS COMMUNITY ASSOCIATION	0.00280833138310320%	\$ 24,215.17
605	STEVENS VILLAGE COUNCIL	0.02349953375850810%	\$ 202,627.55



EXHIBIT

## CLAIM FORM AMOUNTS FOR CLASS MEMBERS

606	STILLAGUAMISH BOARD OF DIRECTO	0.20601660998249800%	\$ 1,776,402.92
607	STOCKBRIDGE MUNSEE COMMUNITY	0.04553215076629470%	\$ 392,606.43
608	SUMMIT LAKE PAIUTE TRIBE	0.11450589560168500%	\$ 987,340.82
609	SUN'AO TRIBE OF KODIAK	0.07717818677276930%	\$ 665,478.17
610	SUPERINTENDENT OF PUBLIC INSTRUCTION	0.00093611046103440%	\$ 8,071.72
611	SUQUAMISH INDIAN TRIBE OF THE PORT MADISON RESERVATION	0.61905739134124000%	\$ 5,337,896.59
612	SUSANVILLE INDIAN RANCHERIA	0.05386138491082970%	\$ 464,426.25
613	SWINOMISH INDIAN TRIBE	0.31366859132970400%	\$ 2,704,645.04
614	SYCUAN BAND OF MISSION INDIANS	0.00802260492331781%	\$ 69,175.87
615	TABLE MOUNTAIN RANCHERIA	0.01591387783758480%	\$ 137,219.32
616	TANACROSS VILLAGE COUNCIL	0.01941595902183790%	\$ 167,416.43
617	TANANA CHIEFS CONFERENCE, INC.	1.37854522913558000%	\$ 11,886,671.55
618	TANANA IRA NATIVE COUNCIL	0.05294526799427930%	\$ 456,526.92
619	TANGIRNAQ NATIVE VILLAGE	0.02117968795429150%	\$ 182,624.40
620	TATITLEK IRA COUNCIL	0.00187222092206880%	\$ 16,143.45
621	TE MOAK TRIBE-WESTERN SHOSHONE	0.05902258566293940%	\$ 508,929.32
622	TEJIDA TRIBAL COUNCIL	0.00093611046103440%	\$ 8,071.72
623	TE-MOAK SHOSHONE LAW ENFRCE SV	0.01042649627219320%	\$ 89,903.71
624	TESUQUE PUEBLO	0.04426485937147970%	\$ 381,679.06
625	THLOPHTLOCCO TRIBAL TOWN	0.04034922989730790%	\$ 347,916.07
626	THREE AFFILIATED TRIBES	0.92881468475696300%	\$ 8,008,816.00
627	TIMBISHIA SHOSHONE TRIBE	0.02584110408248750%	\$ 222,818.02
628	TLINGIT-HAIDA, CENTRAL COUNCIL OF	1.33914877204339000%	\$ 11,546,970.87
629	TODD COUNTY SCHOOL DIST 66-1	0.00280833138791217%	\$ 24,215.17
630	TOTAJILEE COMMUNITY SCHOOL	0.09937069971151190%	\$ 856,835.77
631	TOTATCHI SPECIAL EDUC & TRG CT	0.02048223775597350%	\$ 176,610.55
632	TOHONO O'ODHAM COMMUNITY COLLE	0.01564204776189380%	\$ 134,875.43
633	TOHONO O'ODHAM HOUSING AUTHORI	0.00561666277582435%	\$ 48,430.35
634	TOHONO O'ODHAM NATION	0.95147614939802600%	\$ 8,204,217.20
635	TOIYABE INDIAN HEALTH PROJ, INC	0.00986446476053673%	\$ 85,057.53
636	TOKSOOK BAY TRADITIONAL COUCIL	0.02282732183555790%	\$ 196,831.32
637	TONKAWA TRIBE OF OKLAHOMA	0.07976887377648430%	\$ 687,816.68
638	TONTO APACHE TRIBE	0.02777041139327820%	\$ 239,453.70
639	TORRES MARTINEZ BD OF MISSION	0.03447454998556790%	\$ 297,260.94
640	TRADITIONAL COUNCIL OF TOGIAK	0.01834108880584020%	\$ 158,148.24
641	TRENTON INDIAN SERVICE AREA	0.02561945318999580%	\$ 220,906.81
642	TRIBAL FISHCO, LLC	0.00280833138310320%	\$ 24,215.17
643	TRINIDAD RANCHERIA	0.08301430190497520%	\$ 715,800.77

CLAIM FORM AMOUNTS FOR CLASS MEMBERS

644	TULALIP TRIBES OF WASHINGTON	0.45306094723898900%	\$ 3,906,572.35
645	TULE RIVER TRIBAL COUNCIL	0.06673011366490180%	\$ 575,388.41
646	TULUKSAK IRA COUNCIL	0.03032643656273050%	\$ 261,493.34
647	TUNICA-BILOXI INDIANS OF LOUIS	0.14925508557551300%	\$ 1,286,969.87
648	TUNTUTULIAK TRADITIONAL COUNCIL	0.00187222092527478%	\$ 16,143.45
649	TUNUNAK IRA COUNCIL	0.02338136271378360%	\$ 201,608.60
650	TUOLUMNE RANCHERIA	0.02811032205932400%	\$ 242,384.62
651	TURTLE MOUNTAIN BAND	0.29543883690416800%	\$ 2,547,456.80
652	TURTLE MOUNTAIN COMMUNITY COLL	0.03350741571866030%	\$ 288,921.71
653	TWENTY-NINE PALMS BAND OF	0.00725301296268327%	\$ 62,539.97
654	TWIN BUTTES SCHOOL DISTRICT 37	0.01791305634961410%	\$ 154,457.48
655	TWIN HILLS VILLAGE COUNCIL	0.00561666277582435%	\$ 48,430.35
656	UGASHIK TRADITIONAL COUNCIL	0.00655277323846174%	\$ 56,502.07
657	UINTAH/OURAY UTE INDIAN TRIBE	0.11445905043236300%	\$ 986,936.89
658	UMKUMIUTE TRADITIONAL COUNCIL	0.01453020164214990%	\$ 125,288.41
659	UNITED CROW BAND INC	0.01380105545615810%	\$ 119,001.26
660	UNITED KEETOOWAH BAND OF CHEROKEE INDIANS IN OKLAHOMA	0.02665081002568500%	\$ 229,799.81
661	UNITED SIOUX TRIBES DEV CORP	0.03822332075123010%	\$ 329,585.17
662	UNITED SOUTH AND EASTERN	0.00936110461034401%	\$ 80,717.25
663	UNITED TRIBES TECHNICAL COLLEG	0.49355392472123200%	\$ 4,255,727.90
664	UNITED VILLAGES INC	0.02855518792847650%	\$ 246,220.53
665	UPPER COLUMBIA UNITED TRIBES	0.02906976399514850%	\$ 250,657.53
666	UPPER KALSKAG TRAD. COUNCIL	0.00187222092527478%	\$ 16,143.45
667	UPPER SIOUX COMMUNITY	0.02398173019368020%	\$ 206,785.34
668	UPPER SKAGIT INDIAN TRIBE	0.16728595919060500%	\$ 1,442,443.24
669	UTE MOUNTAIN UTE TRIBE	0.26277618305821000%	\$ 2,265,819.15
670	VALDEZ NATIVE TRIBE	0.02580289494907650%	\$ 222,488.56
671	VIEJAS BAND OF MISSION INDIANS	0.00655277323846174%	\$ 56,502.07
672	VILLAGE OF AFOGNAK	0.03045083895324900%	\$ 262,566.01
673	VILLAGE OF ANIAK	0.01123332555164870%	\$ 96,860.70
674	VILLAGE OF LOWER KALSKAG	0.00468055231318696%	\$ 40,358.62
675	VILLAGE OF SALAMATOFF	0.00118271787582101%	\$ 10,198.13
676	WAHPETON INDIAN SCH BRD INC	0.18153157410038300%	\$ 1,565,277.77
677	WAINWRIGHT TRADITIONAL COUNCIL	0.00609319542133549%	\$ 52,539.31
678	WALKER RIVER PAIUTE TRIBE	0.09677741521290210%	\$ 834,474.87
679	WAMPANOAG TRIBE OF GAY HEAD	0.34824562321745600%	\$ 3,002,789.65
680	WASHOE TRIBE	0.05545770766648590%	\$ 478,190.73
681	WELLS BAND COUNCIL	0.03895192057785520%	\$ 335,867.61
682	WHITE MOUNTAIN APACHE TRIBE	0.67230133628434300%	\$ 5,796,998.89
683	WHITE MOUNTAIN NATIVE VILLAGE	0.00561666277582435%	\$ 48,430.35
684	WICHITA AND AFFILIATED TRIBES	0.03312130780093280%	\$ 285,592.45
685	WILTON RANCHERIA	0.00280833138791217%	\$ 24,215.17

EXHIBIT

## CLAIM FORM AMOUNTS FOR CLASS MEMBERS

686	WINGATE BOARD OF EDUCATION INC	0.13582649231864600%	\$ 1,171,180.22
687	WINNEBAGO TRIBE OF NEBRASKA	0.13869515601307900%	\$ 1,195,915.61
688	WINNER SCHOOL DISTRICT 59-2	0.00280833138791217%	\$ 24,215.17
689	WIYOT TRIBE	0.05659374807191810%	\$ 487,986.38
690	WYANDOTTE TRIBE OF OKLAHOMA	0.08391197118317010%	\$ 723,541.03
691	YAKUTAT TLINGIT TRIBE	0.08981041355897630%	\$ 774,401.06
692	YANKTON SIOUX TRIBE	0.17533895944330100%	\$ 1,511,881.20
693	YAVAPAI APACHE TRIBE	0.20037851492837600%	\$ 1,727,787.77
694	YAVAPAI PRESCOTT TRIBE	0.07896532750779270%	\$ 680,888.01
695	YERINGTON PAIUTE TRIBE	0.04704885676001030%	\$ 405,684.41
696	YOMBA SHOSHONE TRIBE	0.08738587215049530%	\$ 753,495.16
697	YSI.ETA DEL SUR PUEBLO	0.14667357695349700%	\$ 1,264,710.51
698	YUP'IT OF ANDREAFSKI	0.02318491814735380%	\$ 199,914.74
699	YUROK TRIBE	0.74809057669876800%	\$ 6,450,500.71
700	TOTAL	100.00%	\$ 862,261,991.56



THE NAVAJO NATION  
LEGISLATIVE BRANCH  
INTERNET PUBLIC REVIEW PUBLICATION



LEGISLATION NO: \_0114-18\_

SPONSOR: Otto Tso

**TITLE: An Action Relating To The Budget And Finance And NAABIK'IYATI' Committees And Navajo Nation Council; Designating The Net Proceeds From Settlement Of Navajo Ramah Chapter, ET AL., V. Jewell, No. 90-CV-957 (D.N.M.) Be Deposited In The Sihasin Fund Pursuant To 12 N.N.C. § 2501**

***Date posted:*** March 28, 2018 at 5:37 PM

**Digital comments may be e-mailed to [comments@navajo-nsn.gov](mailto:comments@navajo-nsn.gov)**

**Written comments may be mailed to:**

**Executive Director  
Office of Legislative Services  
P.O. Box 3390  
Window Rock, AZ 86515  
(928) 871-7586**

**Comments may be made in the form of chapter resolutions, letters, position papers, etc. Please include your name, position title, address for written comments; a valid e-mail address is required. Anonymous comments will not be included in the Legislation packet.**

**Please note:** This digital copy is being provided for the benefit of the Navajo Nation chapters and public use. Any political use is prohibited. All written comments received become the property of the Navajo Nation and will be forwarded to the assigned Navajo Nation Council standing committee(s) and/or the Navajo Nation Council for review. Any tampering with public records are punishable by Navajo Nation law pursuant to 17 N.N.C. §374 *et. seq.*

**THE NAVAJO NATION  
LEGISLATIVE BRANCH  
INTERNET PUBLIC REVIEW SUMMARY**

**LEGISLATION NO.: 0114-18**

**SPONSOR: Honorable Otto Tso**

**TITLE: An Action Relating To The Budget And Finance And NAABIK'IYATI' Committees And Navajo Nation Council; Designating The Net Proceeds From Settlement Of Navajo Ramah Chapter, ET AL., V. Jewell, No. 90-CV-957 (D.N.M.) Be Deposited In The Sihasin Fund Pursuant To 12 N.N.C. § 2501**

**Posted: March 28, 2018 at 5:37pm**

**5 DAY Comment Period Ended: April 2, 2018**

**Digital Comments received:**

<b>Comments Supporting</b>	<i>None</i>
<b>Comments Opposing</b>	<i>None</i>
<b>Inclusive Comments</b>	<i>None</i>

  
\_\_\_\_\_  
**Legislative Secretary II  
Office of Legislative Services**

4/3/2018 7:30am  
\_\_\_\_\_  
**Date/Time**

**23<sup>rd</sup> NAVAJO NATION COUNCIL**

Fourth Year 2018

Mr. Speaker:

The **BUDGET & FINANCE COMMITTEE** to whom has been assigned

**NAVAJO LEGISLATIVE BILL # 0114-18:**

An Action Relating to the Budget and Finance and Naabikiyati Committees and Navajo Nation Council; Designating the Net Proceeds from the Settlement of *Navajo Ramah Chapter, Et Al, V. Jewel, No. 90-CV-957 (D.N.M.)* be Deposited in the Sihasin Fund Pursuant to 12 N.N.C. § 2501 *Sponsored by Otto Tso, Council Delegate*

has had it under consideration and reports the same with the recommendation that It **Do Pass** without amendment.

And therefore, referred to the **NAABIKIYATI** Committee

Respectfully submitted,

  
\_\_\_\_\_  
Seth Damon, Chairman

Adopted:   
\_\_\_\_\_  
Legislative Advisor

Not Adopted: \_\_\_\_\_  
Legislative Advisor

**3 April 2018**

The vote was **4** in favor **0** opposed Yeas: *Leonard Tsosie, Lee Jack, Sr., Dwight Witherspoon, Tom T. Chee* Nays: *0*

Motion: *Lee Jack Sr.*

Second: *Dwight Witherspoon*